



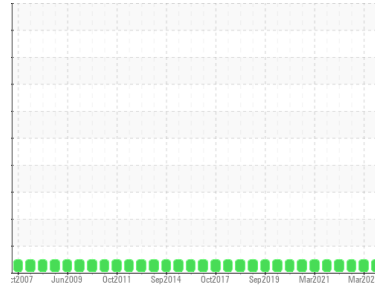
OIL ANALYSIS REPORT

Sample Rating Trend

NORMAL



Area
[202942]
 Machine Id
LWN G1 GEBR
 Component
Circulating Bearing
 Fluid
ESSO TERESSO ISO 68 (18 LTR)



DIAGNOSIS

Recommendation
 Resample at the next service interval to monitor.

Wear
 All component wear rates are normal.

Contamination
 There is no indication of any contamination in the oil.

Fluid Condition
 The AN level is acceptable for this fluid. The condition of the oil is suitable for further service.

SAMPLE INFORMATION

	method	limit/base	current	history1	history2
Sample Number	Client Info		WC0299259	WC0445234	WC0299263
Sample Date	Client Info		12 Oct 2023	21 Mar 2023	17 Oct 2022
Machine Age	mths	Client Info	0	0	0
Oil Age	mths	Client Info	0	0	0
Oil Changed	Client Info		Not Changed	Not Changed	Not Changed
Sample Status			NORMAL	NORMAL	NORMAL

WEAR METALS

	method	limit/base	current	history1	history2
PQ	ASTM D8184*		0	0	0
Iron	ppm	ASTM D5185(m) >63	<1	1	<1
Chromium	ppm	ASTM D5185(m) >20	0	0	0
Nickel	ppm	ASTM D5185(m) >20	0	<1	0
Titanium	ppm	ASTM D5185(m)	0	0	0
Silver	ppm	ASTM D5185(m)	<1	0	0
Aluminum	ppm	ASTM D5185(m) >2	0	<1	0
Lead	ppm	ASTM D5185(m) >161	<1	<1	<1
Copper	ppm	ASTM D5185(m) >13	<1	<1	0
Tin	ppm	ASTM D5185(m) >27	0	0	0
Antimony	ppm	ASTM D5185(m)	0	<1	0
Vanadium	ppm	ASTM D5185(m)	0	0	0
Beryllium	ppm	ASTM D5185(m)	0	0	0
Cadmium	ppm	ASTM D5185(m)	0	0	0

ADDITIVES

	method	limit/base	current	history1	history2
Boron	ppm	ASTM D5185(m) 4.5	<1	<1	<1
Barium	ppm	ASTM D5185(m) 0.4	<1	0	0
Molybdenum	ppm	ASTM D5185(m) 0	0	0	0
Manganese	ppm	ASTM D5185(m)	0	0	0
Magnesium	ppm	ASTM D5185(m) 0	0	<1	0
Calcium	ppm	ASTM D5185(m) 0	<1	0	0
Phosphorus	ppm	ASTM D5185(m) 0.7	2	<1	<1
Zinc	ppm	ASTM D5185(m) 0	3	3	2
Sulfur	ppm	ASTM D5185(m) 1315	2259	2306	2300
Lithium	ppm	ASTM D5185(m)	<1	<1	<1

CONTAMINANTS

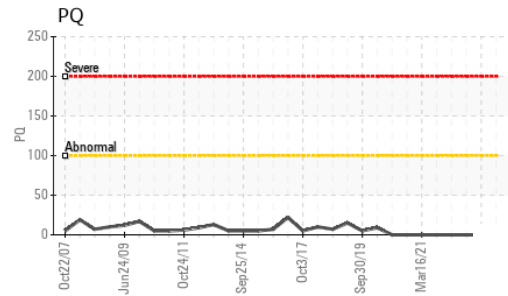
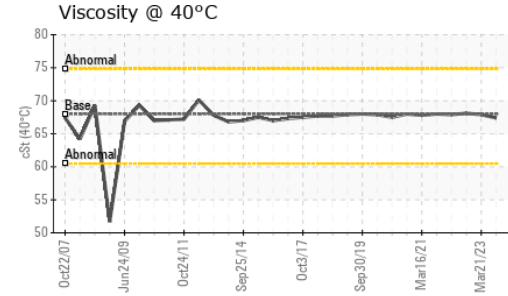
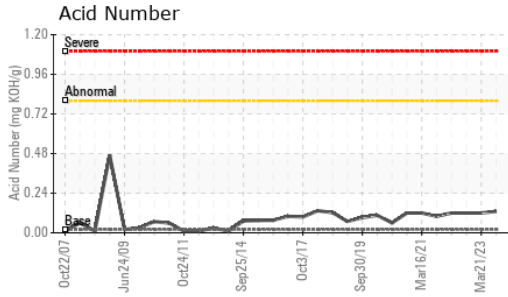
	method	limit/base	current	history1	history2
Silicon	ppm	ASTM D5185(m) >12	<1	<1	<1
Sodium	ppm	ASTM D5185(m)	0	0	0
Potassium	ppm	ASTM D5185(m) >20	0	0	<1

FLUID DEGRADATION

	method	limit/base	current	history1	history2
Acid Number (AN)	mg KOH/g	ASTM D974* 0.02	0.13	0.12	0.12




OIL ANALYSIS REPORT



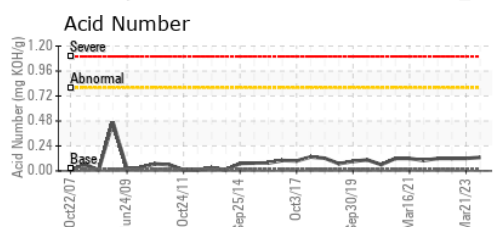
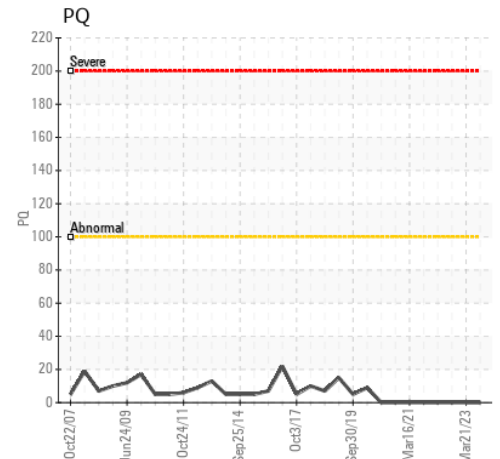
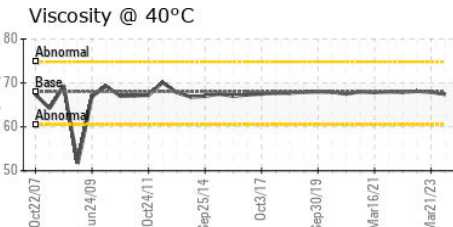
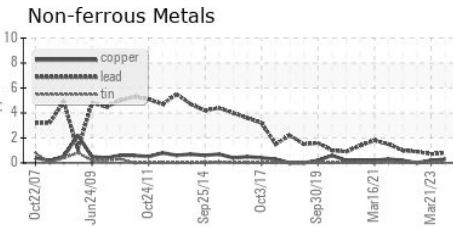
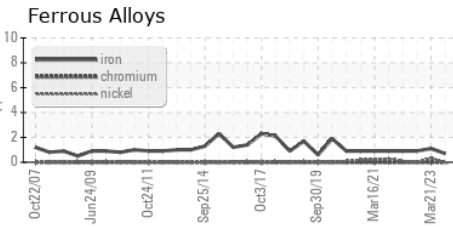
VISUAL	method	limit/base	current	history1	history2
White Metal	scalar	Visual*	NONE	NONE	NONE
Yellow Metal	scalar	Visual*	NONE	NONE	NONE
Precipitate	scalar	Visual*	NONE	NONE	NONE
Silt	scalar	Visual*	NONE	NONE	NONE
Debris	scalar	Visual*	NONE	NONE	NONE
Sand/Dirt	scalar	Visual*	NONE	NONE	NONE
Appearance	scalar	Visual*	NORML	NORML	NORML
Odor	scalar	Visual*	NORML	NORML	NORML
Emulsified Water	scalar	Visual*	>2	NEG	NEG
Free Water	scalar	Visual*		NEG	NEG

FLUID PROPERTIES	method	limit/base	current	history1	history2
Visc @ 40°C	cSt	ASTM D7279(m)	68	67.4	67.9

SAMPLE IMAGES	method	limit/base	current	history1	history2
---------------	--------	------------	---------	----------	----------



GRAPHS



Laboratory : WearCheck - C8-1175 Appleby Line, Burlington, ON L7L 5H9
Sample No. : WC0299259 **Received** : 27 Oct 2023
Lab Number : 02592402 **Diagnosed** : 27 Oct 2023
Unique Number : 5669481 **Diagnostician** : Kevin Marson
Test Package : IND 2 (Additional Tests: TAN Man)

NEWFOUNDLAND POWER INC.
 50 DUFFY PLACE, PO BOX 8910
 ST. JOHNS, NL
 CA A1B 3P6
 Contact: Paul Martin
 pmartin@newfoundlandpower.com
 T:
 F: (709)737-2926

To discuss this sample report, contact Customer Service at 1-800-268-2131.
 Test denoted (*) outside scope of accreditation, (m) method modified, (e) tested at external lab.
 Validity of results and interpretation are based on the sample and information as supplied.