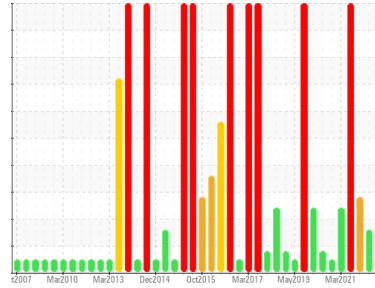




OIL ANALYSIS REPORT

Sample Rating Trend



NORMAL



Area
[202944]
 Machine Id
WBK G THBR
 Component
Bearing
 Fluid
ESSO TERESSO ISO 68 (10 LTR)

DIAGNOSIS

Recommendation

Resample at the next service interval to monitor.

Wear

All component wear rates are normal.

Contamination

There is no indication of any contamination in the oil.

Fluid Condition

The AN level is acceptable for this fluid. The condition of the oil is suitable for further service.

SAMPLE INFORMATION

	method	limit/base	current	history1	history2
Sample Number	Client Info		WC0328097	WC0328091	WC0445264
Sample Date	Client Info		11 Oct 2023	26 Mar 2023	14 Mar 2022
Machine Age	hrs	Client Info	0	0	0
Oil Age	hrs	Client Info	0	0	0
Oil Changed	Client Info		Not Changed	Not Changd	Not Changed
Sample Status			NORMAL	ABNORMAL	ABNORMAL

WEAR METALS

	method	limit/base	current	history1	history2
PQ	ASTM D8184*		0	0	23
Iron	ppm	ASTM D5185(m) >63	6	4	29
Chromium	ppm	ASTM D5185(m) >20	0	0	1
Nickel	ppm	ASTM D5185(m) >20	0	<1	<1
Titanium	ppm	ASTM D5185(m)	0	0	0
Silver	ppm	ASTM D5185(m)	<1	0	0
Aluminum	ppm	ASTM D5185(m) >2	0	<1	2
Lead	ppm	ASTM D5185(m) >161	<1	3	4
Copper	ppm	ASTM D5185(m) >13	9	4	10
Tin	ppm	ASTM D5185(m) >27	3	3	18
Antimony	ppm	ASTM D5185(m)	0	<1	2
Vanadium	ppm	ASTM D5185(m)	0	0	0
Beryllium	ppm	ASTM D5185(m)	0	0	0
Cadmium	ppm	ASTM D5185(m)	0	<1	<1

ADDITIVES

	method	limit/base	current	history1	history2
Boron	ppm	ASTM D5185(m) 4.5	<1	<1	<1
Barium	ppm	ASTM D5185(m) 0.4	0	0	0
Molybdenum	ppm	ASTM D5185(m) 0	0	0	0
Manganese	ppm	ASTM D5185(m)	0	0	<1
Magnesium	ppm	ASTM D5185(m) 0	<1	<1	0
Calcium	ppm	ASTM D5185(m) 0	<1	0	<1
Phosphorus	ppm	ASTM D5185(m) 0.7	110	133	134
Zinc	ppm	ASTM D5185(m) 0	22	51	55
Sulfur	ppm	ASTM D5185(m) 1315	2348	2444	2435
Lithium	ppm	ASTM D5185(m)	<1	<1	<1

CONTAMINANTS

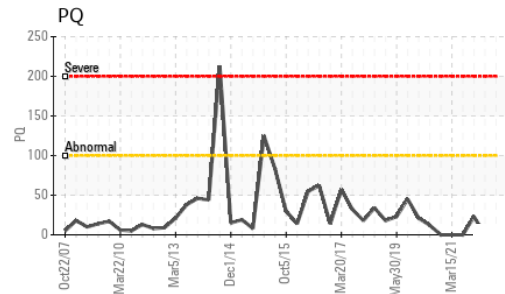
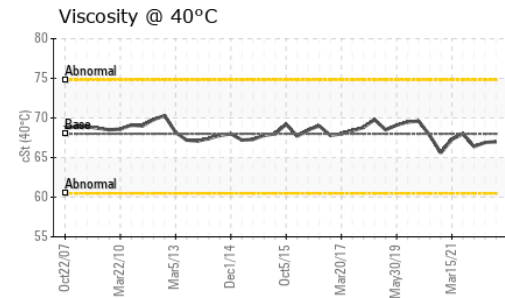
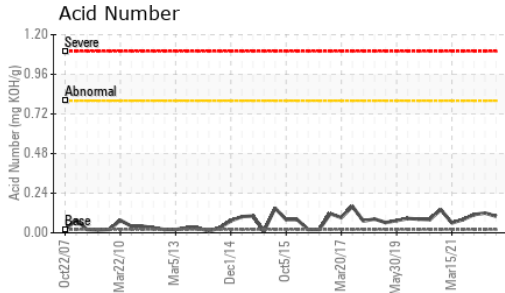
	method	limit/base	current	history1	history2
Silicon	ppm	ASTM D5185(m) >12	<1	<1	3
Sodium	ppm	ASTM D5185(m)	<1	<1	<1
Potassium	ppm	ASTM D5185(m) >20	0	<1	<1

FLUID DEGRADATION

	method	limit/base	current	history1	history2
Acid Number (AN)	mg KOH/g	ASTM D974* 0.02	0.10	0.12	0.11




OIL ANALYSIS REPORT



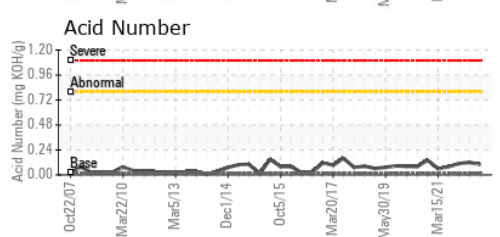
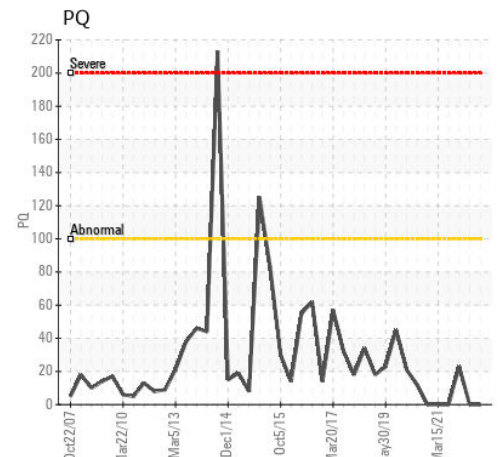
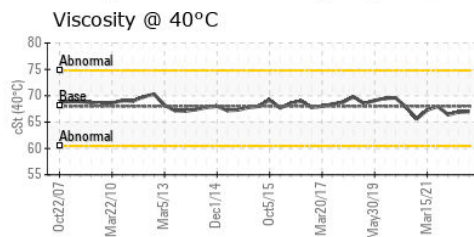
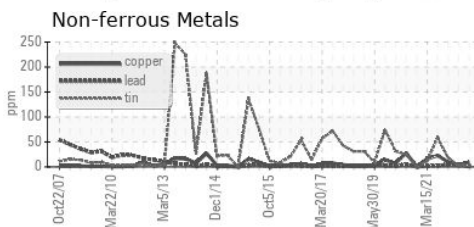
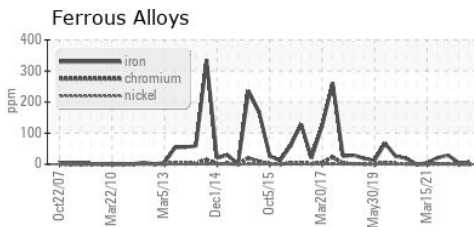
VISUAL	method	limit/base	current	history1	history2	
White Metal	scalar	Visual*	NONE	NONE	NONE	
Yellow Metal	scalar	Visual*	NONE	NONE	NONE	
Precipitate	scalar	Visual*	NONE	NONE	▲ LIGHT	
Silt	scalar	Visual*	NONE	NONE	LIGHT	
Debris	scalar	Visual*	NONE	NONE	NONE	
Sand/Dirt	scalar	Visual*	NONE	NONE	NONE	
Appearance	scalar	Visual*	NORML	NORML	NORML	
Odor	scalar	Visual*	NORML	NORML	NORML	
Emulsified Water	scalar	Visual*	>2	NEG	▲ .2%	.5%
Free Water	scalar	Visual*		NEG	▲ 1%	▲ 1%

FLUID PROPERTIES	method	limit/base	current	history1	history2	
Visc @ 40°C	cSt	ASTM D7279(m)	68	67.0	66.9	66.4

SAMPLE IMAGES	method	limit/base	current	history1	history2
---------------	--------	------------	---------	----------	----------



GRAPHS



Laboratory : WearCheck - C8-1175 Appleby Line, Burlington, ON L7L 5H9
Sample No. : WC0328097 **Received** : 27 Oct 2023
Lab Number : 02592410 **Diagnosed** : 27 Oct 2023
Unique Number : 5669489 **Diagnostician** : Kevin Marson
Test Package : IND 2 (Additional Tests: TAN Man)

NEWFOUNDLAND POWER INC.
 50 DUFFY PLACE, PO BOX 8910
 ST. JOHNS, NL
 CA A1B 3P6
 Contact: Paul Martin
 pmartin@newfoundlandpower.com
 T:
 F: (709)737-2926

To discuss this sample report, contact Customer Service at 1-800-268-2131.
 Test denoted (*) outside scope of accreditation, (m) method modified, (e) tested at external lab.
 Validity of results and interpretation are based on the sample and information as supplied.