




OIL ANALYSIS REPORT

Sample Rating Trend



Area
Centoco Plastics - C10900
 Machine Id
A2310155
 Component
Hydraulic System
 Fluid
AW HYDRAULIC OIL ISO 46 (--- GAL)

DIAGNOSIS

- ▲ **Recommendation**
This is a baseline read-out on the submitted sample.
- ▲ **Wear**
Iron ppm levels are noted.
- ▲ **Contamination**
Silicon ppm levels are notably high.
- Fluid Condition**
{not applicable}

SAMPLE INFORMATION

	method	limit/base	current	history1	history2
Batch #	Client Info		2023 10 0060	---	---
Machine ID	Client Info		A2310155	---	---
Department	Client Info		Production	---	---
Sample From	Client Info		Machine	---	---
Production Stage	Client Info		Initial	---	---
Sent to WC	Client Info		10/25/2023	---	---
Sample Number	Client Info		E3000603	---	---
Sample Date	Client Info		25 Oct 2023	---	---
Machine Age	hrs	Client Info	0	---	---
Oil Age	hrs	Client Info	0	---	---
Oil Changed	Client Info		N/A	---	---
Sample Status			ATTENTION	---	---

WEAR METALS

	method	limit/base	current	history1	history2
PQ	ASTM D8184*		0	---	---
Iron	ppm	ASTM D5185(m) >20	▲ 24	---	---
Chromium	ppm	ASTM D5185(m) >10	<1	---	---
Nickel	ppm	ASTM D5185(m) >10	<1	---	---
Titanium	ppm	ASTM D5185(m)	0	---	---
Silver	ppm	ASTM D5185(m)	<1	---	---
Aluminum	ppm	ASTM D5185(m) >10	<1	---	---
Lead	ppm	ASTM D5185(m) >20	2	---	---
Copper	ppm	ASTM D5185(m) >20	9	---	---
Tin	ppm	ASTM D5185(m) >10	0	---	---
Antimony	ppm	ASTM D5185(m)	0	---	---
Vanadium	ppm	ASTM D5185(m)	0	---	---
Beryllium	ppm	ASTM D5185(m)	0	---	---
Cadmium	ppm	ASTM D5185(m)	0	---	---

ADDITIVES


	method	limit/base	current	history1	history2
Boron	ppm	ASTM D5185(m) 5	1	---	---
Barium	ppm	ASTM D5185(m) 5	<1	---	---
Molybdenum	ppm	ASTM D5185(m) 5	0	---	---
Manganese	ppm	ASTM D5185(m)	0	---	---
Magnesium	ppm	ASTM D5185(m) 25	7	---	---
Calcium	ppm	ASTM D5185(m) 200	88	---	---
Phosphorus	ppm	ASTM D5185(m) 300	373	---	---
Zinc	ppm	ASTM D5185(m) 370	403	---	---
Sulfur	ppm	ASTM D5185(m) 2500	908	---	---
Lithium	ppm	ASTM D5185(m)	<1	---	---

CONTAMINANTS

	method	limit/base	current	history1	history2
Silicon	ppm	ASTM D5185(m) >15	▲ 33	---	---
Sodium	ppm	ASTM D5185(m)	<1	---	---
Potassium	ppm	ASTM D5185(m) >20	<1	---	---

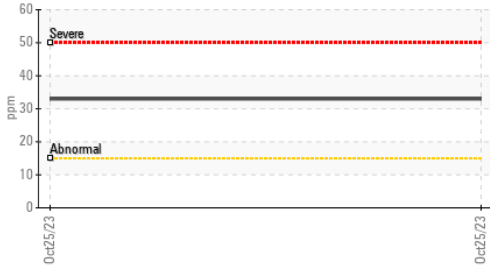
OIL ANALYSIS REPORT



▲ Silicon (ppm)



VISUAL	method	limit/base	current	history1	history2
White Metal	scalar	Visual*	NONE	NONE	---
Yellow Metal	scalar	Visual*	NONE	NONE	---
Precipitate	scalar	Visual*	NONE	NONE	---
Silt	scalar	Visual*	NONE	NONE	---
Debris	scalar	Visual*	NONE	VLITE	---
Sand/Dirt	scalar	Visual*	NONE	NONE	---
Appearance	scalar	Visual*	NORML	NORML	---
Odor	scalar	Visual*	NORML	NORML	---

▲ Silicon (ppm)




SAMPLE IMAGES	method	limit/base	current	history1	history2
Color				no image	no image
Bottom				no image	no image

GRAPHS

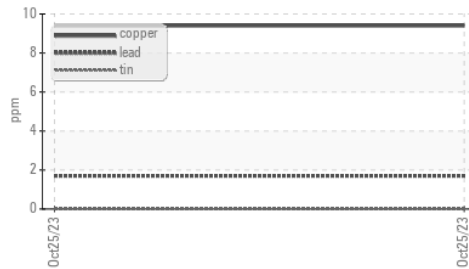
PQ



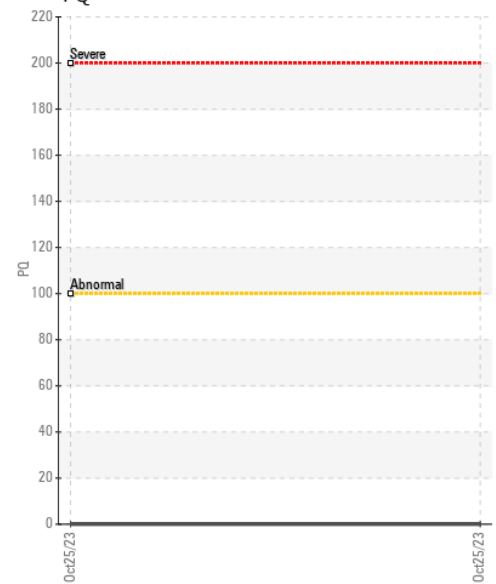
▲ Ferrous Alloys



Non-ferrous Metals



PQ



Laboratory : WearCheck - C8-1175 Appleby Line, Burlington, ON L7L 5H9
Sample No. : E30000603
Lab Number : 02592507
Unique Number : 5669586
Test Package : TEST (Additional Tests: ICP, PQ)

Environmental 360 Solutions Ltd.
 640 Victoria Street
 Cobourg, ON
 CA K9A 5H5
 Contact: Tatiana Sorkina
 tsorkina@e360s.ca
 T: (800)263-3939
 F: (905)373-4950

To discuss this sample report, contact Customer Service at 1-905-372-2251.
 Test denoted (*) outside scope of accreditation, (m) method modified, (e) tested at external lab.
 Validity of results and interpretation are based on the sample and information as supplied.