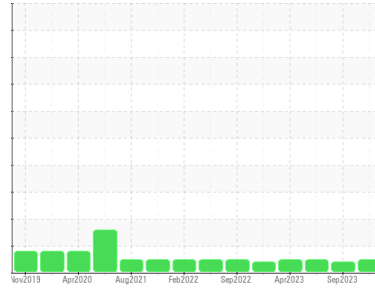




OIL ANALYSIS REPORT

Sample Rating Trend



NORMAL



Area
[42319397]

Machine Id
9424

Component
Diesel Engine

Fluid
DIESEL ENGINE OIL SAE 10W30 (--- GAL)

DIAGNOSIS

Recommendation

Resample at the next service interval to monitor.

Wear

All component wear rates are normal.

Contamination

There is no indication of any contamination in the oil.

Fluid Condition

The condition of the oil is acceptable for the time in service.

SAMPLE INFORMATION

| | method | limit/base | current | history1 | history2 |
|---------------|-------------|-------------|--------------------|-------------|-------------|
| Sample Number | Client Info | | WC0853293 | WC0853424 | WC0796542 |
| Sample Date | Client Info | | 03 Dec 2023 | 03 Sep 2023 | 05 Jun 2023 |
| Machine Age | kms | Client Info | 571787 | 544444 | 507469 |
| Oil Age | kms | Client Info | 0 | 0 | 0 |
| Oil Changed | Client Info | | Not Changed | Changed | Not Changed |
| Sample Status | | | NORMAL | ABNORMAL | NORMAL |

CONTAMINATION

| | method | limit/base | current | history1 | history2 |
|--------|-----------|------------|----------------|----------|----------|
| Fuel | WC Method | >2.0 | <1.0 | 1.4 | <1.0 |
| Water | WC Method | >0.2 | NEG | NEG | NEG |
| Glycol | WC Method | | NEG | NEG | NEG |

WEAR METALS

| | method | limit/base | current | history1 | history2 | |
|-----------|--------|---------------|---------|--------------|----------|----|
| Iron | ppm | ASTM D5185(m) | >100 | 77 | 19 | 7 |
| Chromium | ppm | ASTM D5185(m) | >20 | 2 | 1 | <1 |
| Nickel | ppm | ASTM D5185(m) | >4 | <1 | <1 | <1 |
| Titanium | ppm | ASTM D5185(m) | | 0 | 0 | 0 |
| Silver | ppm | ASTM D5185(m) | >3 | <1 | <1 | 0 |
| Aluminum | ppm | ASTM D5185(m) | >20 | 3 | 3 | 2 |
| Lead | ppm | ASTM D5185(m) | >40 | 1 | 2 | <1 |
| Copper | ppm | ASTM D5185(m) | >330 | 2 | <1 | <1 |
| Tin | ppm | ASTM D5185(m) | >15 | 0 | 0 | 0 |
| Antimony | ppm | ASTM D5185(m) | | 0 | 0 | 0 |
| Vanadium | ppm | ASTM D5185(m) | | 0 | 0 | 0 |
| Beryllium | ppm | ASTM D5185(m) | | 0 | 0 | 0 |
| Cadmium | ppm | ASTM D5185(m) | | 0 | 0 | 0 |

ADDITIVES

| | method | limit/base | current | history1 | history2 | |
|------------|--------|---------------|---------|--------------|----------|------|
| Boron | ppm | ASTM D5185(m) | 250 | 48 | 25 | 66 |
| Barium | ppm | ASTM D5185(m) | 10 | <1 | 0 | 0 |
| Molybdenum | ppm | ASTM D5185(m) | 100 | 2 | 2 | 2 |
| Manganese | ppm | ASTM D5185(m) | | <1 | <1 | <1 |
| Magnesium | ppm | ASTM D5185(m) | 450 | 697 | 681 | 729 |
| Calcium | ppm | ASTM D5185(m) | 3000 | 1289 | 1450 | 1332 |
| Phosphorus | ppm | ASTM D5185(m) | 1150 | 685 | 763 | 748 |
| Zinc | ppm | ASTM D5185(m) | 1350 | 776 | 831 | 790 |
| Sulfur | ppm | ASTM D5185(m) | 4250 | 2476 | 2538 | 2538 |
| Lithium | ppm | ASTM D5185(m) | | <1 | <1 | <1 |

CONTAMINANTS

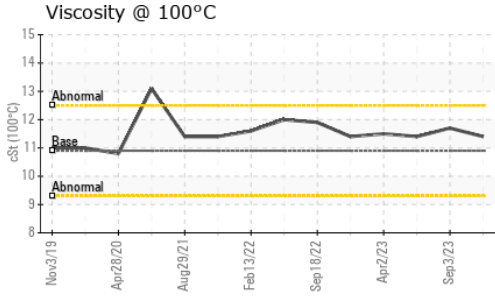
| | method | limit/base | current | history1 | history2 | |
|-----------|--------|---------------|---------|----------|----------|---|
| Silicon | ppm | ASTM D5185(m) | >25 | 5 | 5 | 4 |
| Sodium | ppm | ASTM D5185(m) | | 3 | 3 | 3 |
| Potassium | ppm | ASTM D5185(m) | >20 | 4 | 8 | 4 |

INFRA-RED

| | method | limit/base | current | history1 | history2 | |
|-----------|----------|-------------|---------|-------------|----------|------|
| Soot % | % | ASTM D7844* | >3 | 0.2 | 0.3 | 0 |
| Nitration | Abs/cm | ASTM D7624* | >20 | 10.1 | 10.5 | 8.8 |
| Sulfation | Abs./1mm | ASTM D7415* | >30 | 20.8 | 25.4 | 19.0 |



OIL ANALYSIS REPORT

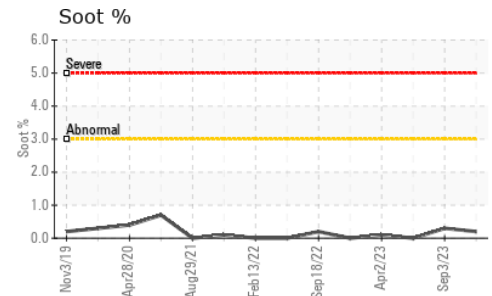
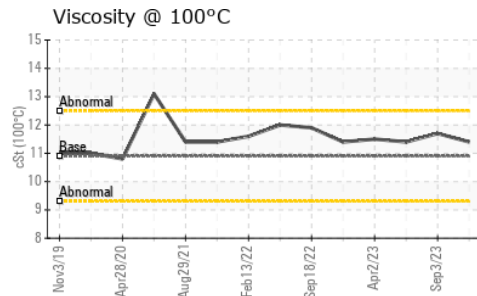
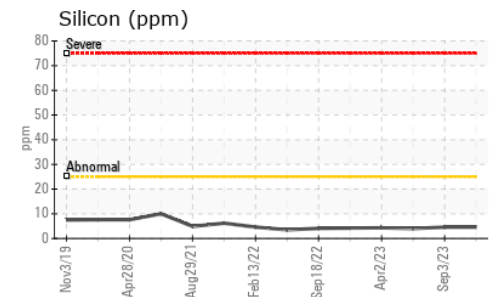
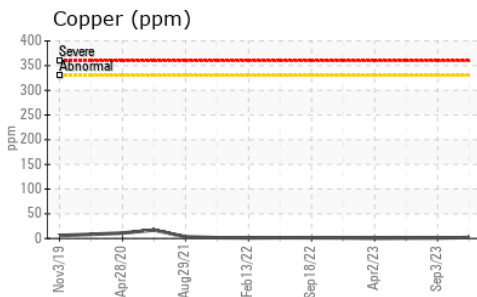
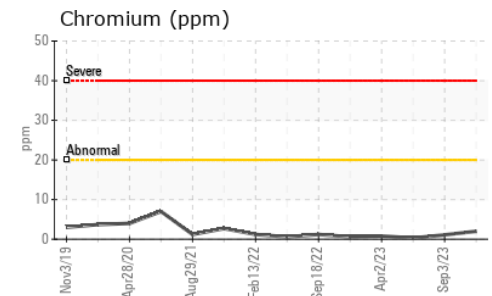
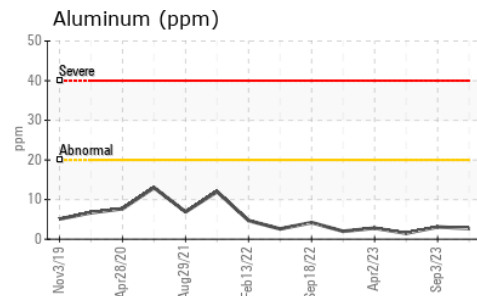
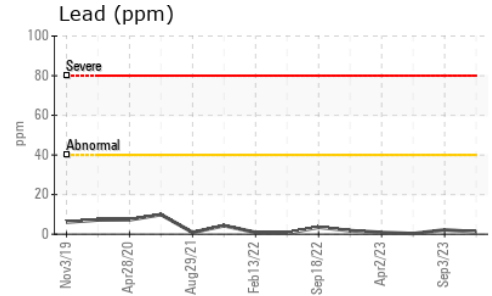
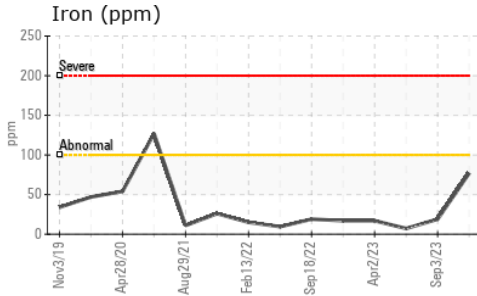


| FLUID DEGRADATION | | method | limit/base | current | history1 | history2 |
|-------------------|----------|-------------|------------|-------------|----------|----------|
| Oxidation | Abs./1mm | ASTM D7414* | >25 | 16.5 | 19.5 | 13.6 |

| VISUAL | | method | limit/base | current | history1 | history2 |
|------------------|--------|---------|------------|------------|----------|----------|
| Emulsified Water | scalar | Visual* | >0.2 | NEG | NEG | NEG |
| Free Water | scalar | Visual* | | NEG | NEG | NEG |

| FLUID PROPERTIES | | method | limit/base | current | history1 | history2 |
|------------------|-----|---------------|------------|-------------|----------|----------|
| Visc @ 100°C | cSt | ASTM D7279(m) | 10.9 | 11.4 | ▲ 11.7 | 11.4 |

GRAPHS



Laboratory : WearCheck - C8-1175 Appleby Line, Burlington, ON L7L 5H9
Sample No. : WC0853293 **Received** : 05 Dec 2023
Lab Number : **02600865** **Diagnosed** : 05 Dec 2023
Unique Number : 5693950 **Diagnostician** : Wes Davis
Test Package : MOB 1

Rush Truck Centres
 7450 Torbram Rd.
 Mississauga, ON
 CA L4T 1G9
 Contact: Serdar Okur
 sokur@rushtruckcentres.ca
 T: (905)671-7600
 F:

To discuss this sample report, contact Customer Service at 1-800-268-2131.
 Test denoted (*) outside scope of accreditation, (m) method modified, (e) tested at external lab.
 Validity of results and interpretation are based on the sample and information as supplied.