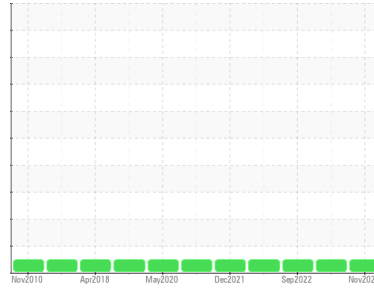




OIL ANALYSIS REPORT

Sample Rating Trend

NORMAL



Machine Id
P-22532 Elevator Leg (North)
 Component
Gearbox
 Fluid
PETRO CANADA PURITY FG EP GEAR OIL 220 (--- GAL)

DIAGNOSIS

Recommendation

Resample at the next service interval to monitor.
 NOTE: Please provide information regarding reservoir capacity, filter type and micron rating with next sample.

Wear

All component wear rates are normal.

Contamination

There is no indication of any contamination in the oil.

Fluid Condition

The AN level is acceptable for this fluid. The condition of the oil is suitable for further service.

| SAMPLE INFORMATION | | method | limit/base | current | history1 | history2 |
|--------------------|-------------|-------------|------------|--------------------|-------------|-------------|
| Sample Number | Client Info | | | CB0031618 | CB0030862 | CB0031192 |
| Sample Date | Client Info | | | 30 Nov 2023 | 23 Aug 2023 | 23 Sep 2022 |
| Machine Age | hrs | Client Info | | 0 | 0 | 0 |
| Oil Age | hrs | Client Info | | 0 | 0 | 0 |
| Oil Changed | Client Info | | | Not Changed | Not Changed | Not Changed |
| Sample Status | | | | NORMAL | NORMAL | NORMAL |

| CONTAMINATION | | method | limit/base | current | history1 | history2 |
|---------------|-----------|--------|------------|------------|----------|----------|
| Water | WC Method | | >0.2 | NEG | NEG | NEG |

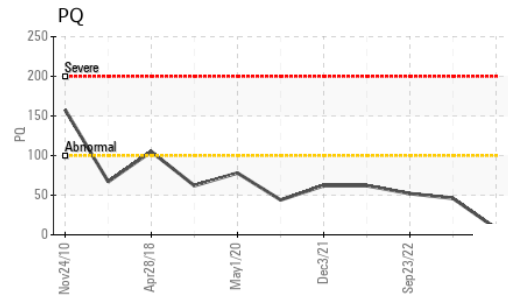
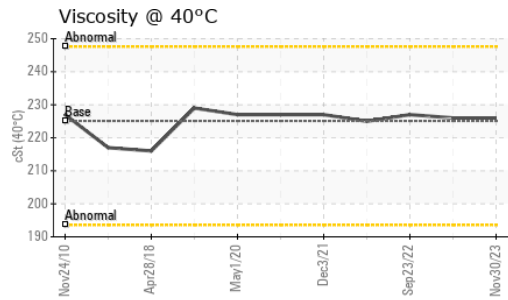
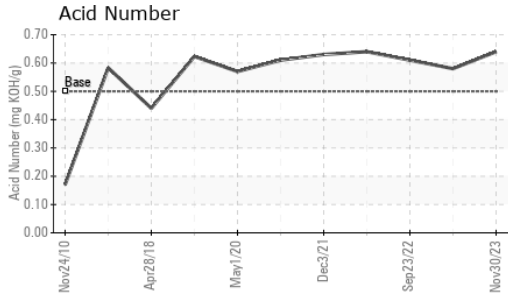
| WEAR METALS | | method | limit/base | current | history1 | history2 |
|-------------|-----|---------------|------------|--------------|----------|----------|
| PQ | | ASTM D8184* | | 8 | 46 | 52 |
| Iron | ppm | ASTM D5185(m) | >200 | 68 | 69 | 67 |
| Chromium | ppm | ASTM D5185(m) | >15 | 2 | 2 | 2 |
| Nickel | ppm | ASTM D5185(m) | >15 | <1 | <1 | <1 |
| Titanium | ppm | ASTM D5185(m) | | 0 | 0 | 0 |
| Silver | ppm | ASTM D5185(m) | | <1 | 0 | 0 |
| Aluminum | ppm | ASTM D5185(m) | >25 | <1 | <1 | <1 |
| Lead | ppm | ASTM D5185(m) | >100 | <1 | 0 | <1 |
| Copper | ppm | ASTM D5185(m) | >200 | 2 | 2 | 3 |
| Tin | ppm | ASTM D5185(m) | >25 | 0 | 0 | 0 |
| Antimony | ppm | ASTM D5185(m) | >5 | 0 | 0 | <1 |
| Vanadium | ppm | ASTM D5185(m) | | 0 | 0 | 0 |
| Beryllium | ppm | ASTM D5185(m) | | 0 | 0 | 0 |
| Cadmium | ppm | ASTM D5185(m) | | 0 | 0 | 0 |

| ADDITIVES | | method | limit/base | current | history1 | history2 |
|------------|-----|---------------|------------|--------------|----------|----------|
| Boron | ppm | ASTM D5185(m) | | <1 | 0 | <1 |
| Barium | ppm | ASTM D5185(m) | | <1 | 0 | 0 |
| Molybdenum | ppm | ASTM D5185(m) | | 0 | 0 | 0 |
| Manganese | ppm | ASTM D5185(m) | | 0 | <1 | <1 |
| Magnesium | ppm | ASTM D5185(m) | | <1 | 1 | <1 |
| Calcium | ppm | ASTM D5185(m) | | 122 | 123 | 127 |
| Phosphorus | ppm | ASTM D5185(m) | 135 | 624 | 671 | 689 |
| Zinc | ppm | ASTM D5185(m) | | 6 | 7 | 7 |
| Sulfur | ppm | ASTM D5185(m) | 660 | 478 | 514 | 506 |
| Lithium | ppm | ASTM D5185(m) | | 2 | 2 | 2 |

| CONTAMINANTS | | method | limit/base | current | history1 | history2 |
|--------------|-----|---------------|------------|--------------|----------|----------|
| Silicon | ppm | ASTM D5185(m) | >50 | 7 | 6 | 7 |
| Sodium | ppm | ASTM D5185(m) | | <1 | <1 | <1 |
| Potassium | ppm | ASTM D5185(m) | >20 | <1 | <1 | <1 |

| FLUID DEGRADATION | | method | limit/base | current | history1 | history2 |
|-------------------|----------|------------|------------|-------------|----------|----------|
| Acid Number (AN) | mg KOH/g | ASTM D974* | 0.50 | 0.64 | 0.58 | 0.61 |

OIL ANALYSIS REPORT



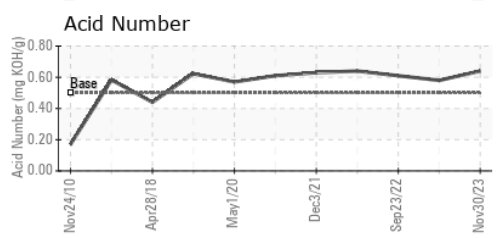
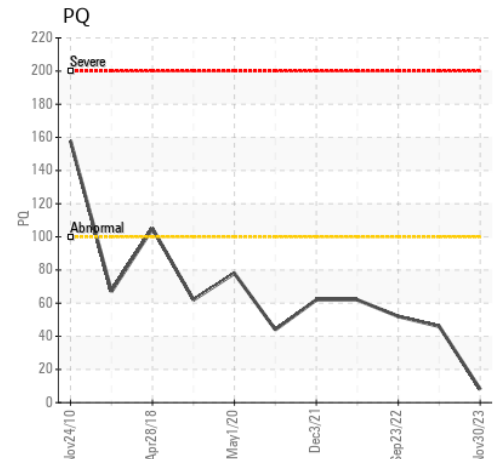
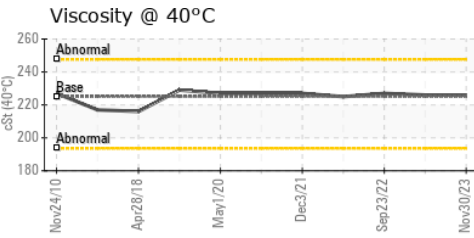
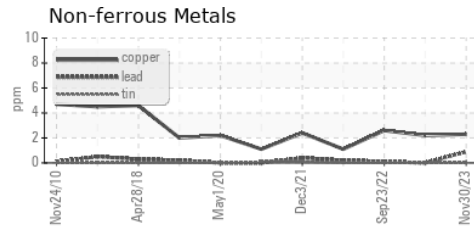
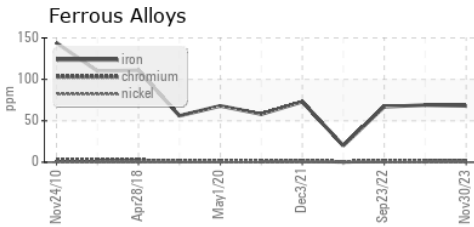
| VISUAL | method | limit/base | current | history1 | history2 |
|------------------|--------|------------|---------|--------------|----------|
| White Metal | scalar | Visual* | NONE | NONE | VLITE |
| Yellow Metal | scalar | Visual* | NONE | NONE | NONE |
| Precipitate | scalar | Visual* | NONE | NONE | NONE |
| Silt | scalar | Visual* | NONE | NONE | NONE |
| Debris | scalar | Visual* | NONE | NONE | NONE |
| Sand/Dirt | scalar | Visual* | NONE | NONE | NONE |
| Appearance | scalar | Visual* | NORML | NORML | NORML |
| Odor | scalar | Visual* | NORML | NORML | NORML |
| Emulsified Water | scalar | Visual* | >0.2 | NEG | NEG |
| Free Water | scalar | Visual* | | NEG | NEG |

| FLUID PROPERTIES | method | limit/base | current | history1 | history2 |
|------------------|--------|---------------|---------|------------|----------|
| Visc @ 40°C | cSt | ASTM D7279(m) | 225.1 | 226 | 226 |

| SAMPLE IMAGES | method | limit/base | current | history1 | history2 |
|---------------|--------|------------|---------|----------|----------|
|---------------|--------|------------|---------|----------|----------|



GRAPHS



Laboratory : WearCheck - C8-1175 Appleby Line, Burlington, ON L7L 5H9
Sample No. : CB0031618 **Received** : 06 Dec 2023
Lab Number : **02601328** **Diagnosed** : 07 Dec 2023
Unique Number : 5694413 **Diagnostician** : Kevin Marson
Test Package : IND 2 (Additional Tests: TAN Man)

Pepsico Foods Canada
 34 Hunter S.W.
 Peterborough, ON
 CA K9J 7B2
 Contact: Tom Mclean
 tom.mclean@pepsico.com
 T:
 F: (705)876-4114

To discuss this sample report, contact Customer Service at 1-800-268-2131.
 Test denoted (*) outside scope of accreditation, (m) method modified, (e) tested at external lab.
 Validity of results and interpretation are based on the sample and information as supplied.