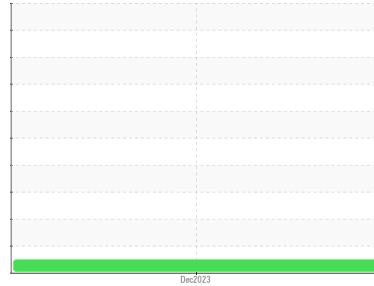




OIL ANALYSIS REPORT

Sample Rating Trend



NORMAL



Area
Chem-Ecol
 Machine Id
A2312022
 Component
Unknown Component
 Fluid
CHEM-ECOL GREENLUBE 68 (--- GAL)

DIAGNOSIS

Recommendation

This is a baseline read-out on the submitted sample.

Wear

Copper and iron ppm levels are noted.

Contamination

{not applicable}

Fluid Condition

{not applicable}

SAMPLE INFORMATION

	method	limit/base	current	history1	history2
Batch #	Client Info		2951-A	---	---
Machine ID	Client Info		A2312022	---	---
Department	Client Info		Production	---	---
Sample From	Client Info		Machine	---	---
Production Stage	Client Info		Final	---	---
Sent to WC	Client Info		12/05/2023	---	---
Sample Number	Client Info		E30000877	---	---
Sample Date	Client Info		05 Dec 2023	---	---
Machine Age	hrs	Client Info	0	---	---
Oil Age	hrs	Client Info	0	---	---
Oil Changed	Client Info		N/A	---	---
Sample Status			NORMAL	---	---

WEAR METALS

	method	limit/base	current	history1	history2
Iron	ppm	ASTM D5185(m)	18	---	---
Chromium	ppm	ASTM D5185(m)	0	---	---
Nickel	ppm	ASTM D5185(m)	<1	---	---
Titanium	ppm	ASTM D5185(m)	0	---	---
Silver	ppm	ASTM D5185(m)	<1	---	---
Aluminum	ppm	ASTM D5185(m)	7	---	---
Lead	ppm	ASTM D5185(m)	2	---	---
Copper	ppm	ASTM D5185(m)	10	---	---
Tin	ppm	ASTM D5185(m)	0	---	---
Antimony	ppm	ASTM D5185(m)	0	---	---
Vanadium	ppm	ASTM D5185(m)	0	---	---
Beryllium	ppm	ASTM D5185(m)	0	---	---
Cadmium	ppm	ASTM D5185(m)	0	---	---

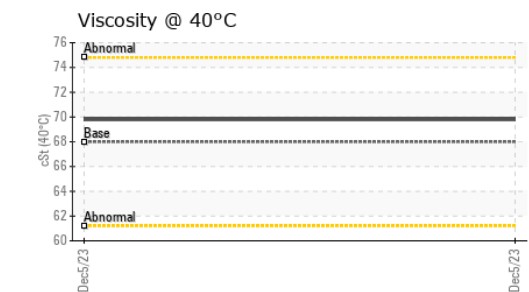
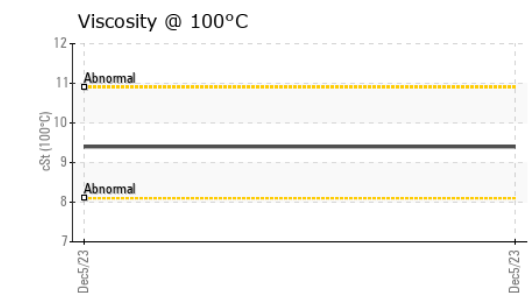


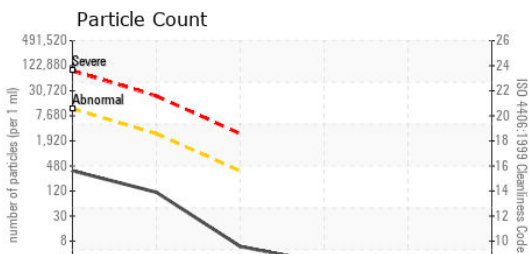
ADDITIVES

	method	limit/base	current	history1	history2
Boron	ppm	ASTM D5185(m)	1	---	---
Barium	ppm	ASTM D5185(m)	3	---	---
Molybdenum	ppm	ASTM D5185(m)	0	---	---
Manganese	ppm	ASTM D5185(m)	0	---	---
Magnesium	ppm	ASTM D5185(m)	148	---	---
Calcium	ppm	ASTM D5185(m)	128	---	---
Phosphorus	ppm	ASTM D5185(m)	671	---	---
Zinc	ppm	ASTM D5185(m)	758	---	---
Sulfur	ppm	ASTM D5185(m)	2504	---	---
Lithium	ppm	ASTM D5185(m)	<1	---	---

CONTAMINANTS

	method	limit/base	current	history1	history2
Silicon	ppm	ASTM D5185(m)	3	---	---
Sodium	ppm	ASTM D5185(m)	6	---	---
Potassium	ppm	ASTM D5185(m)	>20	---	---
Water	%	ASTM D6304*	0.001	---	---
ppm Water	ppm	ASTM D6304*	13	---	---

OIL ANALYSIS REPORT



FLUID CLEANLINESS	method	limit/base	current	history1	history2
Particles >4µm	ASTM D7647	>10000	324	---	---
Particles >6µm	ASTM D7647	>2500	99	---	---
Particles >14µm	ASTM D7647	>320	5	---	---
Particles >21µm	ASTM D7647	>80	2	---	---
Particles >38µm	ASTM D7647	>20	1	---	---
Particles >71µm	ASTM D7647	>4	1	---	---
Oil Cleanliness	ISO 4406 (c)	>20/18/15	16/14/10	---	---

FLUID DEGRADATION	method	limit/base	current	history1	history2
Acid Number (AN)	mg KOH/g	ASTM D974*	1.15	---	---

VISUAL	method	limit/base	current	history1	history2
White Metal	scalar	Visual*	NONE	NONE	---
Yellow Metal	scalar	Visual*	NONE	NONE	---
Precipitate	scalar	Visual*	NONE	NONE	---
Silt	scalar	Visual*	NONE	NONE	---
Debris	scalar	Visual*	NONE	NONE	---
Sand/Dirt	scalar	Visual*	NONE	NONE	---
Appearance	scalar	Visual*	NORML	NORML	---
Odor	scalar	Visual*	NORML	NORML	---
Emulsified Water	scalar	Visual*	NEG	---	---
Free Water	scalar	Visual*	NEG	---	---

FLUID PROPERTIES	method	limit/base	current	history1	history2
Visc @ 40°C	cSt	ASTM D7279(m)	68	69.8	---
Visc @ 100°C	cSt	ASTM D7279(m)		9.4	---
Viscosity Index (VI)	Scale	ASTM D2270*		112	---

SAMPLE IMAGES	method	limit/base	current	history1	history2
---------------	--------	------------	---------	----------	----------

Color		no image	no image
Bottom		no image	no image



Laboratory : WearCheck - C8-1175 Appleby Line, Burlington, ON L7L 5H9
Sample No. : E30000877
Lab Number : **02601551**
Unique Number : 5694636
Test Package : IND 2 (Additional Tests: KF, KV100, PrtCount, VI)

Environmental 360 Solutions Ltd.
 640 Victoria Street
 Cobourg, ON
 CA K9A 5H5
 Contact: Tatiana Sorkina
 tsorkina@e360s.ca
 T: (800)263-3939
 F: (905)373-4950

To discuss this sample report, contact Customer Service at 1-905-372-2251.
 Test denoted (*) outside scope of accreditation, (m) method modified, (e) tested at external lab.
 Validity of results and interpretation are based on the sample and information as supplied.