



OIL ANALYSIS REPORT

Sample Rating Trend



NORMAL



Area
IPEX - 888063
 Machine Id
AM951
 Component
Hydraulic System
 Fluid
AW HYDRAULIC OIL ISO 46 (--- GAL)

DIAGNOSIS

Recommendation

This is a baseline read-out on the submitted sample.

Wear

{not applicable}

Contamination

{not applicable}

Fluid Condition

{not applicable}

SAMPLE INFORMATION

| | method | limit/base | current | history1 | history2 |
|------------------|-------------|-------------|--------------------|----------|----------|
| Batch # | Client Info | | AM951 | --- | --- |
| Machine ID | Client Info | | Sales | --- | --- |
| Department | Client Info | | Machine | --- | --- |
| Sample From | Client Info | | Initial | --- | --- |
| Production Stage | Client Info | | 12/06/2023 | --- | --- |
| Sample Number | Client Info | | E30000890 | --- | --- |
| Sample Date | Client Info | | 29 Nov 2023 | --- | --- |
| Machine Age | hrs | Client Info | 0 | --- | --- |
| Oil Age | hrs | Client Info | 0 | --- | --- |
| Oil Changed | | Client Info | N/A | --- | --- |
| Sample Status | | | NORMAL | --- | --- |

WEAR METALS

| | method | limit/base | current | history1 | history2 |
|-----------|--------|-------------------|--------------|----------|----------|
| Iron | ppm | ASTM D5185(m) >20 | 2 | --- | --- |
| Chromium | ppm | ASTM D5185(m) >20 | 0 | --- | --- |
| Nickel | ppm | ASTM D5185(m) >20 | <1 | --- | --- |
| Titanium | ppm | ASTM D5185(m) | 0 | --- | --- |
| Silver | ppm | ASTM D5185(m) | <1 | --- | --- |
| Aluminum | ppm | ASTM D5185(m) >20 | 0 | --- | --- |
| Lead | ppm | ASTM D5185(m) >20 | <1 | --- | --- |
| Copper | ppm | ASTM D5185(m) >20 | <1 | --- | --- |
| Tin | ppm | ASTM D5185(m) >20 | 0 | --- | --- |
| Antimony | ppm | ASTM D5185(m) | 0 | --- | --- |
| Vanadium | ppm | ASTM D5185(m) | 0 | --- | --- |
| Beryllium | ppm | ASTM D5185(m) | 0 | --- | --- |
| Cadmium | ppm | ASTM D5185(m) | 0 | --- | --- |

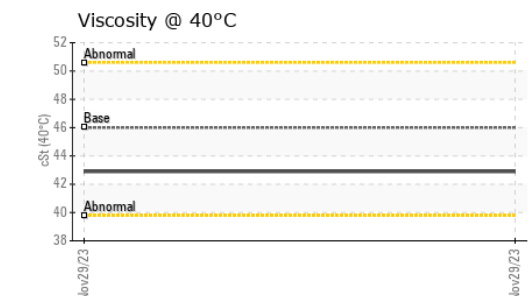
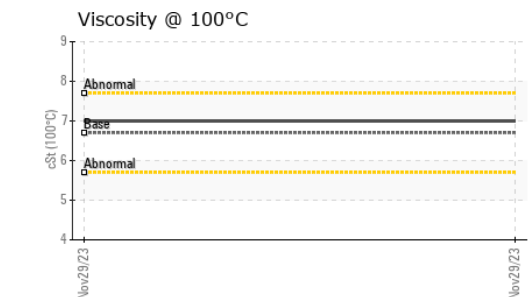


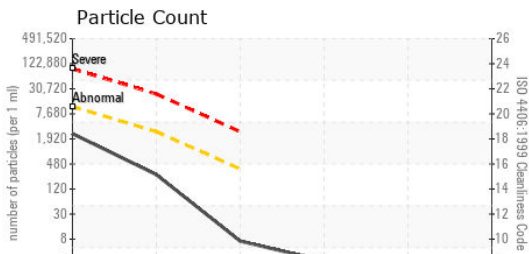
ADDITIVES

| | method | limit/base | current | history1 | history2 |
|------------|--------|--------------------|--------------|----------|----------|
| Boron | ppm | ASTM D5185(m) 5 | 5 | --- | --- |
| Barium | ppm | ASTM D5185(m) 5 | <1 | --- | --- |
| Molybdenum | ppm | ASTM D5185(m) 5 | 1 | --- | --- |
| Manganese | ppm | ASTM D5185(m) | 0 | --- | --- |
| Magnesium | ppm | ASTM D5185(m) 25 | 14 | --- | --- |
| Calcium | ppm | ASTM D5185(m) 200 | 97 | --- | --- |
| Phosphorus | ppm | ASTM D5185(m) 300 | 329 | --- | --- |
| Zinc | ppm | ASTM D5185(m) 370 | 426 | --- | --- |
| Sulfur | ppm | ASTM D5185(m) 2500 | 834 | --- | --- |
| Lithium | ppm | ASTM D5185(m) | <1 | --- | --- |

CONTAMINANTS

| | method | limit/base | current | history1 | history2 |
|-----------|--------|-------------------|--------------|----------|----------|
| Silicon | ppm | ASTM D5185(m) >15 | 0 | --- | --- |
| Sodium | ppm | ASTM D5185(m) | 0 | --- | --- |
| Potassium | ppm | ASTM D5185(m) >20 | 0 | --- | --- |
| Water | % | ASTM D6304* >0.05 | 0.003 | --- | --- |
| ppm Water | ppm | ASTM D6304* >500 | 28 | --- | --- |

OIL ANALYSIS REPORT



| FLUID CLEANLINESS | method | limit/base | current | history1 | history2 |
|-------------------|--------------|------------|-----------------|----------|----------|
| Particles >4µm | ASTM D7647 | >10000 | 2244 | --- | --- |
| Particles >6µm | ASTM D7647 | >2500 | 235 | --- | --- |
| Particles >14µm | ASTM D7647 | >320 | 6 | --- | --- |
| Particles >21µm | ASTM D7647 | >80 | 2 | --- | --- |
| Particles >38µm | ASTM D7647 | >20 | 0 | --- | --- |
| Particles >71µm | ASTM D7647 | >4 | 0 | --- | --- |
| Oil Cleanliness | ISO 4406 (c) | >20/18/15 | 18/15/10 | --- | --- |

| FLUID DEGRADATION | method | limit/base | current | history1 | history2 | |
|-------------------|----------|------------|---------|-------------|----------|-----|
| Acid Number (AN) | mg KOH/g | ASTM D974* | 0.57 | 0.45 | --- | --- |

| VISUAL | method | limit/base | current | history1 | history2 | |
|------------------|--------|------------|---------|--------------|----------|-----|
| White Metal | scalar | Visual* | NONE | NONE | --- | --- |
| Yellow Metal | scalar | Visual* | NONE | NONE | --- | --- |
| Precipitate | scalar | Visual* | NONE | NONE | --- | --- |
| Silt | scalar | Visual* | NONE | NONE | --- | --- |
| Debris | scalar | Visual* | NONE | NONE | --- | --- |
| Sand/Dirt | scalar | Visual* | NONE | NONE | --- | --- |
| Appearance | scalar | Visual* | NORML | NORML | --- | --- |
| Odor | scalar | Visual* | NORML | NORML | --- | --- |
| Emulsified Water | scalar | Visual* | >0.05 | NEG | --- | --- |
| Free Water | scalar | Visual* | | NEG | --- | --- |

| FLUID PROPERTIES | method | limit/base | current | history1 | history2 | |
|----------------------|--------|---------------|---------|-------------|----------|-----|
| Visc @ 40°C | cSt | ASTM D7279(m) | 46 | 42.9 | --- | --- |
| Visc @ 100°C | cSt | ASTM D7279(m) | 6.7 | 7 | --- | --- |
| Viscosity Index (VI) | Scale | ASTM D2270* | 97 | 122 | --- | --- |

| SAMPLE IMAGES | method | limit/base | current | history1 | history2 |
|---------------|--------|------------|---------|----------|----------|
| Color | | | | no image | no image |
| Bottom | | | | no image | no image |



Laboratory : WearCheck - C8-1175 Appleby Line, Burlington, ON L7L 5H9
Sample No. : E30000890
Lab Number : **02601830**
Unique Number : 5694915
Test Package : IND 2 (Additional Tests: KF, KV100, VI)

Environmental 360 Solutions Ltd.
 640 Victoria Street
 Cobourg, ON
 CA K9A 5H5
 Contact: Tatiana Sorkina
 tsorkina@e360s.ca
 T: (800)263-3939
 F: (905)373-4950

To discuss this sample report, contact Customer Service at 1-905-372-2251.
 Test denoted (*) outside scope of accreditation, (m) method modified, (e) tested at external lab.
 Validity of results and interpretation are based on the sample and information as supplied.