



OIL ANALYSIS REPORT

Sample Rating Trend

NORMAL



Area

8

Machine Id

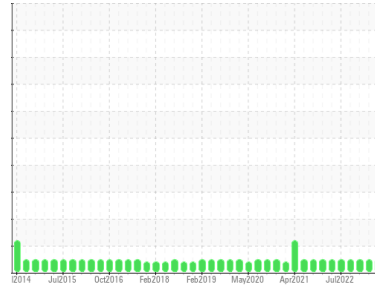
8-3-310 FM #3 Separator

Component

Gearbox

Fluid

MOBIL MOBILGEAR 600 XP 220 (40 LTR)



DIAGNOSIS

Recommendation

Resample at the next service interval to monitor.

Wear

All component wear rates are normal.

Contamination

There is no indication of any contamination in the oil.

Fluid Condition

The AN level is acceptable for this fluid. The condition of the oil is suitable for further service.

SAMPLE INFORMATION

	method	limit/base	current	history1	history2
Sample Number	Client Info		WC0869925	WC0842764	WC0818196
Sample Date	Client Info		29 Nov 2023	11 Sep 2023	17 May 2023
Machine Age	hrs	Client Info	0	0	0
Oil Age	hrs	Client Info	0	0	0
Oil Changed	Client Info		N/A	N/A	N/A
Sample Status			NORMAL	NORMAL	NORMAL

CONTAMINATION

	method	limit/base	current	history1	history2
Water	WC Method	>0.2	NEG	NEG	NEG

WEAR METALS

	method	limit/base	current	history1	history2
PQ	ASTM D8184*		0	0	0
Iron	ppm	ASTM D5185(m) >200	49	47	41
Chromium	ppm	ASTM D5185(m) >15	0	<1	0
Nickel	ppm	ASTM D5185(m) >15	0	<1	<1
Titanium	ppm	ASTM D5185(m)	0	0	0
Silver	ppm	ASTM D5185(m)	<1	0	0
Aluminum	ppm	ASTM D5185(m) >25	10	10	6
Lead	ppm	ASTM D5185(m) >100	<1	0	<1
Copper	ppm	ASTM D5185(m) >200	<1	<1	<1
Tin	ppm	ASTM D5185(m) >25	0	0	0
Antimony	ppm	ASTM D5185(m) >5	0	0	0
Vanadium	ppm	ASTM D5185(m)	0	0	0
Beryllium	ppm	ASTM D5185(m)	0	0	0
Cadmium	ppm	ASTM D5185(m)	0	0	0

ADDITIVES

	method	limit/base	current	history1	history2
Boron	ppm	ASTM D5185(m)	6	6	12
Barium	ppm	ASTM D5185(m)	<1	<1	0
Molybdenum	ppm	ASTM D5185(m)	0	0	0
Manganese	ppm	ASTM D5185(m)	0	<1	<1
Magnesium	ppm	ASTM D5185(m)	2	2	2
Calcium	ppm	ASTM D5185(m)	23	22	29
Phosphorus	ppm	ASTM D5185(m)	250	287	286
Zinc	ppm	ASTM D5185(m)	30	25	11
Sulfur	ppm	ASTM D5185(m)	9539	9895	10779
Lithium	ppm	ASTM D5185(m)	<1	<1	<1

CONTAMINANTS

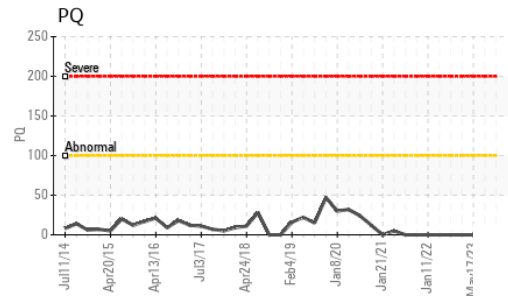
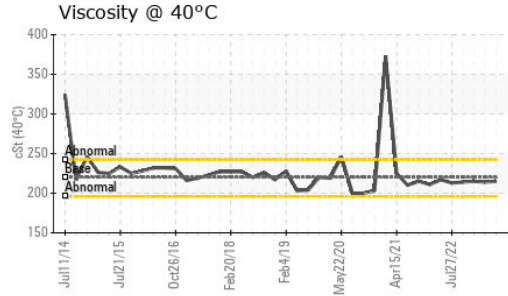
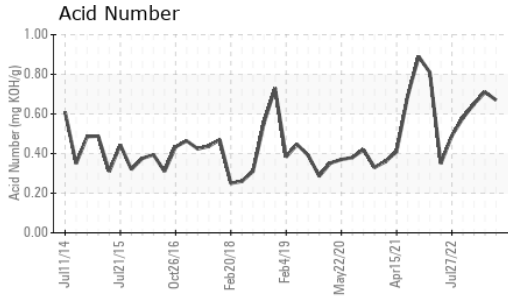
	method	limit/base	current	history1	history2
Silicon	ppm	ASTM D5185(m) >50	1	2	4
Sodium	ppm	ASTM D5185(m)	<1	<1	<1
Potassium	ppm	ASTM D5185(m) >20	<1	<1	2

FLUID DEGRADATION

	method	limit/base	current	history1	history2
Acid Number (AN)	mg KOH/g	ASTM D974*	0.67	0.71	0.65




OIL ANALYSIS REPORT



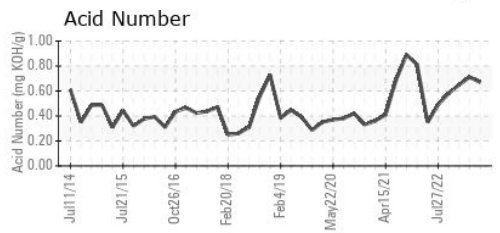
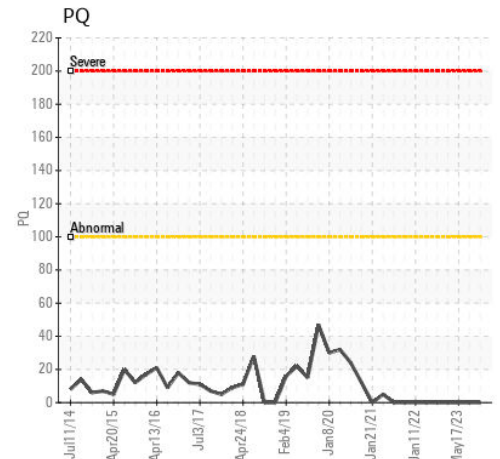
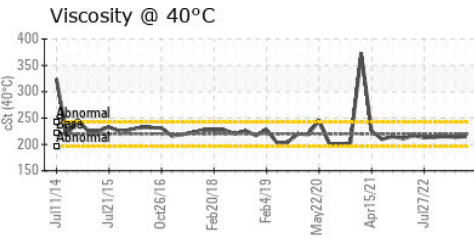
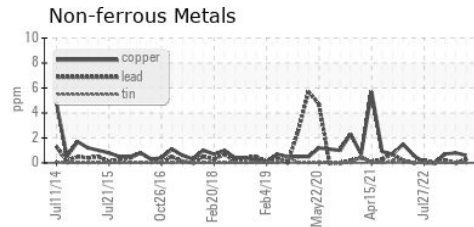
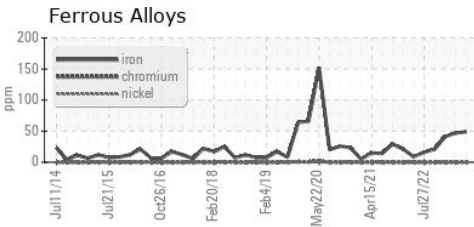
VISUAL	method	limit/base	current	history1	history2
White Metal	scalar	Visual*	NONE	NONE	NONE
Yellow Metal	scalar	Visual*	NONE	NONE	NONE
Precipitate	scalar	Visual*	NONE	NONE	NONE
Silt	scalar	Visual*	NONE	NONE	NONE
Debris	scalar	Visual*	NONE	NONE	NONE
Sand/Dirt	scalar	Visual*	NONE	NONE	NONE
Appearance	scalar	Visual*	NORML	NORML	NORML
Odor	scalar	Visual*	NORML	NORML	NORML
Emulsified Water	scalar	Visual*	>0.2	NEG	NEG
Free Water	scalar	Visual*		NEG	NEG

FLUID PROPERTIES	method	limit/base	current	history1	history2
Visc @ 40°C	cSt	ASTM D7279(m)	220	215	214

SAMPLE IMAGES	method	limit/base	current	history1	history2
---------------	--------	------------	---------	----------	----------



GRAPHS



Laboratory : WearCheck - C8-1175 Appleby Line, Burlington, ON L7L 5H9
Sample No. : WC0869925 **Received** : 08 Dec 2023
Lab Number : 02602025 **Diagnosed** : 11 Dec 2023
Unique Number : 5695110 **Diagnostician** : Wes Davis
Test Package : IND 2 (Additional Tests: TAN Man)

ST. MARYS CEMENT CO.
 400 BOWMANVILLE AVENUE
 BOWMANVILLE, ON
 CA L1C 7B5
 Contact: Lou Traiforos
 lou.traiforos@vcimentos.com
 T: (905)440-5874
 F: (905)623-4695

To discuss this sample report, contact Customer Service at 1-800-268-2131.
 Test denoted (*) outside scope of accreditation, (m) method modified, (e) tested at external lab.
 Validity of results and interpretation are based on the sample and information as supplied.