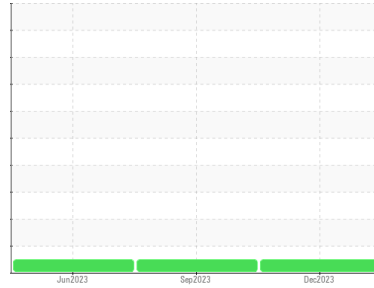




OIL ANALYSIS REPORT

Sample Rating Trend

NORMAL



Area
RONI
 Machine Id
455
 Component
Transmission (Manual)
 Fluid
JOHN DEERE HY-GARD HYD/TRANS (--- GAL)

DIAGNOSIS

Recommendation

Resample at the next service interval to monitor.

Wear

All component wear rates are normal.

Contamination

There is no indication of any contamination in the fluid.

Fluid Condition

The condition of the fluid is acceptable for the time in service.

SAMPLE INFORMATION

	method	limit/base	current	history1	history2
Sample Number	Client Info		WC0872924	LH0275342	LH0261475
Sample Date	Client Info		08 Dec 2023	08 Sep 2023	06 Jun 2023
Machine Age	hrs	Client Info	0	2651	2071
Oil Age	hrs	Client Info	0	0	0
Oil Changed	Client Info		N/A	Not Changd	Changed
Sample Status			NORMAL	NORMAL	NORMAL

CONTAMINATION

	method	limit/base	current	history1	history2
Water	WC Method	>0.1	NEG	NEG	NEG

WEAR METALS

	method	limit/base	current	history1	history2	
Iron	ppm	ASTM D5185(m)	>200	32	26	27
Chromium	ppm	ASTM D5185(m)	>5	0	<1	0
Nickel	ppm	ASTM D5185(m)	>5	<1	<1	<1
Titanium	ppm	ASTM D5185(m)		0	0	<1
Silver	ppm	ASTM D5185(m)	>7	<1	0	0
Aluminum	ppm	ASTM D5185(m)	>25	7	6	7
Lead	ppm	ASTM D5185(m)	>45	0	<1	<1
Copper	ppm	ASTM D5185(m)	>225	5	8	6
Tin	ppm	ASTM D5185(m)	>10	0	0	0
Antimony	ppm	ASTM D5185(m)		0	0	<1
Vanadium	ppm	ASTM D5185(m)		0	0	0
Beryllium	ppm	ASTM D5185(m)		0	0	0
Cadmium	ppm	ASTM D5185(m)		0	0	0

ADDITIVES

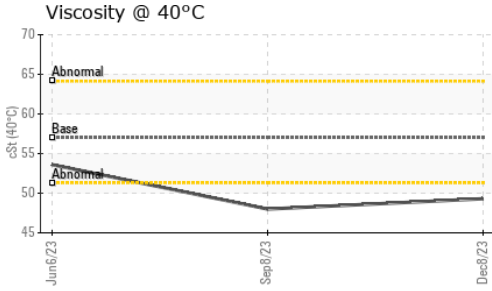
	method	limit/base	current	history1	history2	
Boron	ppm	ASTM D5185(m)	6	4	6	7
Barium	ppm	ASTM D5185(m)	0	<1	<1	<1
Molybdenum	ppm	ASTM D5185(m)	0	0	<1	<1
Manganese	ppm	ASTM D5185(m)		<1	<1	1
Magnesium	ppm	ASTM D5185(m)	145	97	98	99
Calcium	ppm	ASTM D5185(m)	3570	3463	3508	3617
Phosphorus	ppm	ASTM D5185(m)	1290	998	1060	1146
Zinc	ppm	ASTM D5185(m)	1640	1230	1218	1206
Sulfur	ppm	ASTM D5185(m)		3030	3020	3179
Lithium	ppm	ASTM D5185(m)		<1	<1	<1

CONTAMINANTS

	method	limit/base	current	history1	history2	
Silicon	ppm	ASTM D5185(m)	>125	5	6	7
Sodium	ppm	ASTM D5185(m)		2	3	2
Potassium	ppm	ASTM D5185(m)	>20	0	1	2




OIL ANALYSIS REPORT



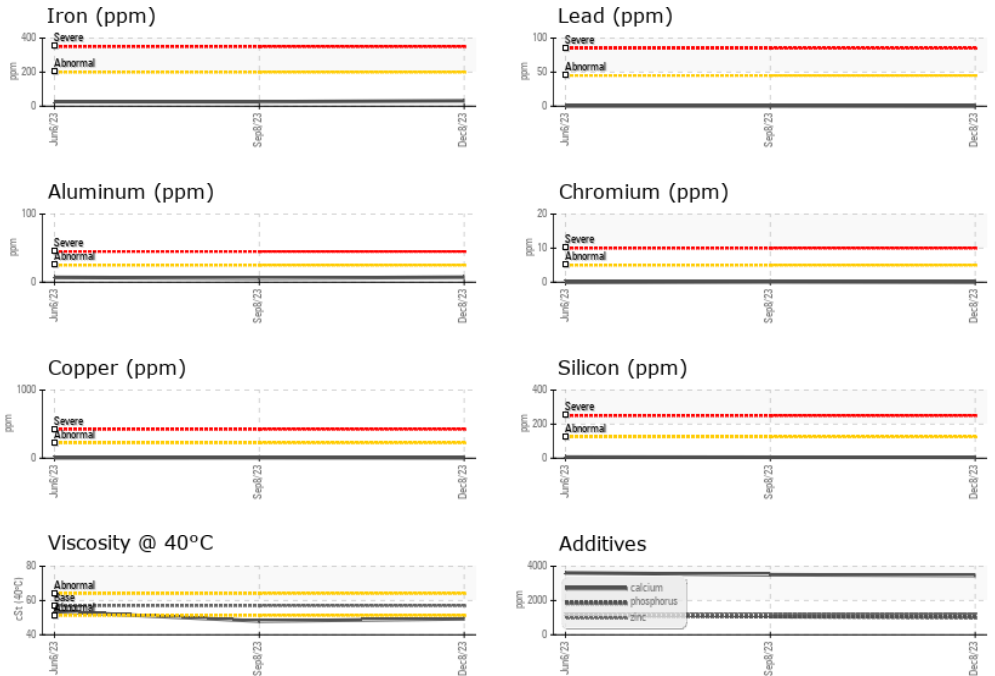
VISUAL	method	limit/base	current	history1	history2
White Metal	scalar	Visual*	NONE	NONE	NONE
Yellow Metal	scalar	Visual*	NONE	NONE	NONE
Precipitate	scalar	Visual*	NONE	NONE	NONE
Silt	scalar	Visual*	NONE	NONE	NONE
Debris	scalar	Visual*	NONE	NONE	NONE
Sand/Dirt	scalar	Visual*	NONE	NONE	NONE
Appearance	scalar	Visual*	NORML	NORML	NORML
Odor	scalar	Visual*	NORML	NORML	NORML
Emulsified Water	scalar	Visual*	>0.1	NEG	NEG
Free Water	scalar	Visual*		NEG	NEG

FLUID PROPERTIES	method	limit/base	current	history1	history2	
Visc @ 40°C	cSt	ASTM D7279(m)	57.0	49.3	48.0	53.6

SAMPLE IMAGES	method	limit/base	current	history1	history2
---------------	--------	------------	---------	----------	----------



GRAPHS



Laboratory : WearCheck - C8-1175 Appleby Line, Burlington, ON L7L 5H9 **RONI/IRON SHORE EXCAVATING LTD.**
Sample No. : WC0872924 **Received** : 14 Dec 2023
Lab Number : 02603258 **Diagnosed** : 14 Dec 2023
Unique Number : 5696343 **Diagnostician** : Wes Davis
Test Package : MOBCE (Additional Tests: Visual)

To discuss this sample report, contact Customer Service at 1-800-268-2131.
 Test denoted (*) outside scope of accreditation, (m) method modified, (e) tested at external lab.
 Validity of results and interpretation are based on the sample and information as supplied.

100 MACINTOSH BLVD
 VAUGHAN, ON
 CA L4K 4P3
 Contact: Service Team
 service.team@roni.ca

T:
F: