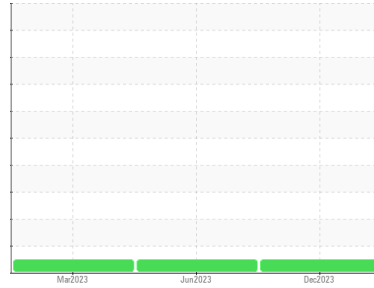




OIL ANALYSIS REPORT

Sample Rating Trend



NORMAL



Area
RONI
 Machine Id
455
 Component
Rear Right Final Drive
 Fluid
JOHN DEERE HY-GARD HYD/TRANS (--- GAL)

DIAGNOSIS

Recommendation

Resample at the next service interval to monitor.

Wear

All component wear rates are normal.

Contamination

There is no indication of any contamination in the oil.

Fluid Condition

The condition of the oil is acceptable for the time in service.

SAMPLE INFORMATION

	method	limit/base	current	history1	history2
Sample Number	Client Info		WC0872950	LH0261481	LH0211160
Sample Date	Client Info		08 Dec 2023	06 Jun 2023	08 Mar 2023
Machine Age	hrs	Client Info	0	2071	500
Oil Age	hrs	Client Info	0	0	0
Oil Changed	Client Info		Changed	Changed	Not Chngd
Sample Status			NORMAL	NORMAL	NORMAL

CONTAMINATION

	method	limit/base	current	history1	history2
Water	WC Method	>0.075	NEG	NEG	NEG

WEAR METALS

	method	limit/base	current	history1	history2
Iron	ppm	ASTM D5185(m) >750	64	125	120
Chromium	ppm	ASTM D5185(m) >9	<1	<1	1
Nickel	ppm	ASTM D5185(m) >10	2	3	3
Titanium	ppm	ASTM D5185(m)	0	<1	<1
Silver	ppm	ASTM D5185(m)	<1	0	0
Aluminum	ppm	ASTM D5185(m) >40	1	2	2
Lead	ppm	ASTM D5185(m) >15	0	<1	<1
Copper	ppm	ASTM D5185(m) >40	6	26	23
Tin	ppm	ASTM D5185(m) >10	0	<1	<1
Antimony	ppm	ASTM D5185(m) >5	0	<1	<1
Vanadium	ppm	ASTM D5185(m)	0	0	0
Beryllium	ppm	ASTM D5185(m)	0	0	0
Cadmium	ppm	ASTM D5185(m)	0	0	0

ADDITIVES

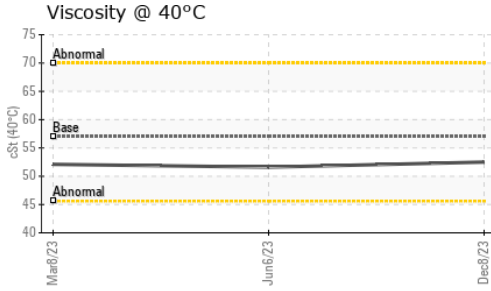
	method	limit/base	current	history1	history2
Boron	ppm	ASTM D5185(m) 6	2	3	2
Barium	ppm	ASTM D5185(m) 0	1	5	5
Molybdenum	ppm	ASTM D5185(m) 0	0	0	0
Manganese	ppm	ASTM D5185(m)	2	5	5
Magnesium	ppm	ASTM D5185(m) 145	98	101	99
Calcium	ppm	ASTM D5185(m) 3570	3281	3570	3482
Phosphorus	ppm	ASTM D5185(m) 1290	994	1117	1092
Zinc	ppm	ASTM D5185(m) 1640	1155	1172	1171
Sulfur	ppm	ASTM D5185(m)	2947	3104	3097
Lithium	ppm	ASTM D5185(m)	<1	<1	<1

CONTAMINANTS

	method	limit/base	current	history1	history2
Silicon	ppm	ASTM D5185(m) >75	9	13	13
Sodium	ppm	ASTM D5185(m) >51	2	4	4
Potassium	ppm	ASTM D5185(m) >20	0	1	<1




OIL ANALYSIS REPORT



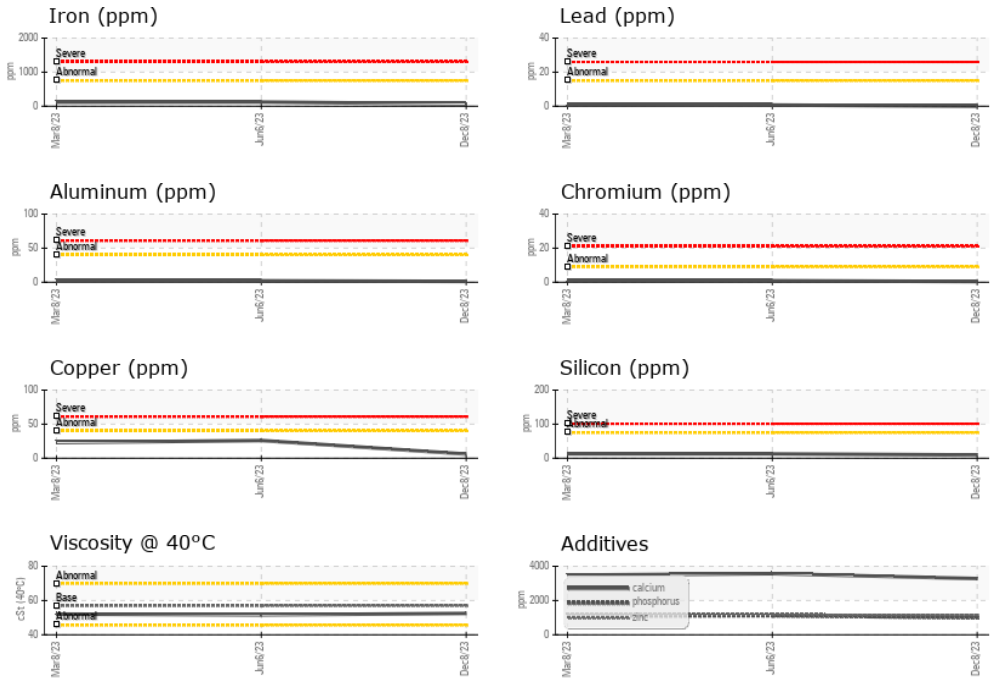
VISUAL	method	limit/base	current	history1	history2
White Metal	scalar	Visual*	NONE	NONE	NONE
Yellow Metal	scalar	Visual*	NONE	NONE	NONE
Precipitate	scalar	Visual*	NONE	NONE	NONE
Silt	scalar	Visual*	NONE	NONE	NONE
Debris	scalar	Visual*	NONE	NONE	NONE
Sand/Dirt	scalar	Visual*	NONE	NONE	NONE
Appearance	scalar	Visual*	NORML	NORML	NORML
Odor	scalar	Visual*	NORML	NORML	NORML
Emulsified Water	scalar	Visual*	>0.075	NEG	NEG
Free Water	scalar	Visual*		NEG	NEG

FLUID PROPERTIES	method	limit/base	current	history1	history2	
Visc @ 40°C	cSt	ASTM D7279(m)	57.0	52.5	51.6	52.1

SAMPLE IMAGES	method	limit/base	current	history1	history2
---------------	--------	------------	---------	----------	----------



GRAPHS



Laboratory : WearCheck - C8-1175 Appleby Line, Burlington, ON L7L 5H9 **RONI/IRON SHORE EXCAVATING LTD.**
Sample No. : WC0872950 **Received** : 14 Dec 2023 100 MACINTOSH BLVD
Lab Number : **02603316** **Diagnosed** : 14 Dec 2023 VAUGHAN, ON
Unique Number : 5696401 **Diagnostician** : Wes Davis CA L4K 4P3
Test Package : MOBCE (Additional Tests: Visual) Contact: Service Team

To discuss this sample report, contact Customer Service at 1-800-268-2131. T:
 Test denoted (*) outside scope of accreditation, (m) method modified, (e) tested at external lab. F:
 Validity of results and interpretation are based on the sample and information as supplied.