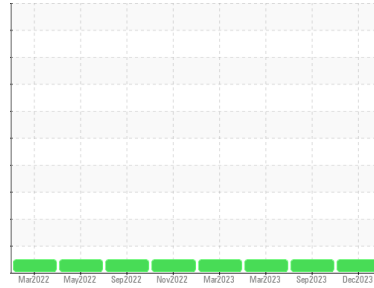




GREASE ANALYSIS

Sample Rating Trend

NORMAL



Area
EAST CRANE
 Machine Id
170831 GREASE 90 EAST
 Component
Grease
 Fluid
IRVING LUBEX SYN 2 46 (--- GAL)

DIAGNOSIS

Recommendation

Resample at the next service interval to monitor.

Wear

All component wear rates are normal.

Grease Condition

The condition of the grease is acceptable for the time in service.

Contaminants

There is no indication of any contamination in the grease.

SAMPLE INFORMATION

method	limit/base	current	history1	history2
Sample Number	Client Info	PP	PP	PP
Sample Date	Client Info	10 Dec 2023	10 Sep 2023	07 Mar 2023
Machine Age	hrs Client Info	0	0	0
Grease Age	hrs Client Info	0	0	0
Grease Serviced	Client Info	N/A	N/A	N/A
Sample Status		NORMAL	NORMAL	NORMAL

CONTAMINATION

method	limit/base	current	history1	history2
Water	WC Method >0.1	NEG	NEG	NEG

WEAR METALS

method	limit/base	current	history1	history2
PQ	ASTM D8184* >200	250	0	110
Iron	ppm ASTM D5185(m) >250	34	24	18
Chromium	ppm ASTM D5185(m) >10	<1	<1	0
Nickel	ppm ASTM D5185(m) >5	<1	<1	<1
Cadmium	ppm ASTM D5185(m)	0	0	0
Titanium	ppm ASTM D5185(m)	0	<1	<1
Vanadium	ppm ASTM D5185(m)	0	0	0
Lead	ppm ASTM D5185(m) >25	<1	0	<1
Copper	ppm ASTM D5185(m) >75	<1	<1	<1
Tin	ppm ASTM D5185(m) >5	0	0	0
Silver	ppm ASTM D5185(m) >5	<1	0	0

ADDITIVES

method	limit/base	current	history1	history2
Boron	ppm ASTM D5185(m)	7	5	5
Magnesium	ppm ASTM D5185(m)	25	20	16
Manganese	ppm ASTM D5185(m)	0	<1	<1
Molybdenum	ppm ASTM D5185(m)	0	0	0
Phosphorus	ppm ASTM D5185(m)	271	235	209
Zinc	ppm ASTM D5185(m)	97	83	106
Antimony	ppm ASTM D5185(m)	0	0	0

THICKENER/SOAP

method	limit/base	current	history1	history2
Aluminum	ppm ASTM D5185(m)	4	3	2
Barium	ppm ASTM D5185(m)	<1	<1	0
Calcium	ppm ASTM D5185(m)	6217	4572	3922
Sodium	ppm ASTM D5185(m)	26	17	14
Lithium	ppm ASTM D5185(m)	100	89	128
Sulfur	ppm ASTM D5185(m)	893	782	879

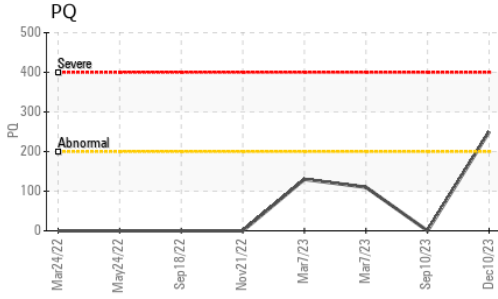
CONTAMINANTS

method	limit/base	current	history1	history2
Silicon	ppm ASTM D5185(m) >150	16	12	9
Potassium	ppm ASTM D5185(m)	3	3	2

GREASE CONDITION


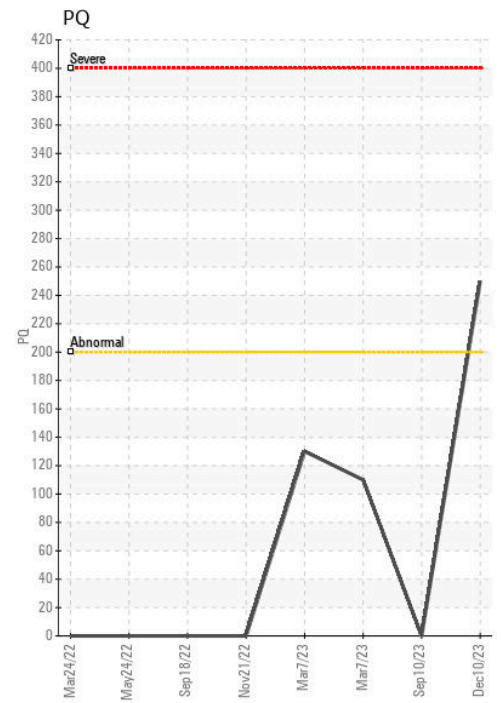
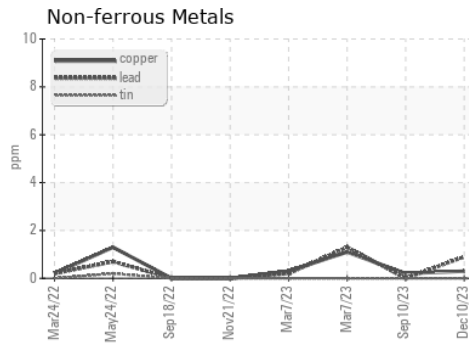
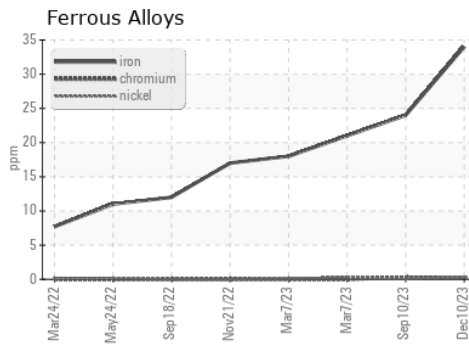
method	limit/base	current	history1	history2
Grease Color	Visual* Tan/Beige	Tan	Grey	Grey
Texture	In-house*	Buttery	Buttery	Buttery
NLGI Consistency	NLGI Scale SKF Method* 2	2-3	2	2

GREASE ANALYSIS



SAMPLE IMAGES	method	limit/base	current	history1	history2
Color					
Bottom					
PrtFilter					

GRAPHS



Laboratory : WearCheck - C8-1175 Appleby Line, Burlington, ON L7L 5H9 HIBERNIA MGMT & DEVELOPMENT CO. LTD
Sample No. : PP **Received** : 15 Dec 2023
Lab Number : 02603661 **Diagnosed** : 19 Dec 2023
Unique Number : 5696746 **Diagnostician** : Bill Quesnel
Test Package : GRS 1 (Additional Tests: BottomAnalysis)

To discuss this sample report, contact Customer Service at 1-800-268-2131.
 Test denoted (*) outside scope of accreditation, (m) method modified, (e) tested at external lab.
 Validity of results and interpretation are based on the sample and information as supplied.

SUITE 1000,, 100 NEW GOWER STREET
 ST. JOHNS, NL
 CA A1C 6K3
 Contact: Sam Nash
 samantha.m.nash@exxonmobil.com
 T:
 F: (709)722-3766