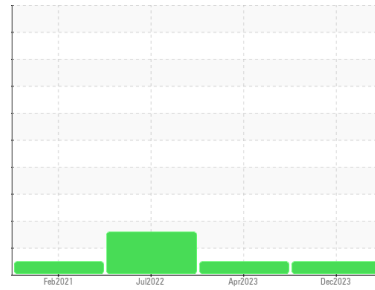




# OIL ANALYSIS REPORT

Sample Rating Trend



**NORMAL**



Machine Id  
**SCG1**

Component  
**Hydraulic System**

Fluid  
**AW HYDRAULIC OIL ISO 32 (--- LTR)**

## DIAGNOSIS

### Recommendation

Resample at the next service interval to monitor. NOTE: Please provide information regarding reservoir capacity, filter type and micron rating with next sample. Please specify the brand, type, and viscosity of the oil on your next sample.

### Wear

An increase in the copper level is noted. All other component wear rates are normal.

### Contamination

The system cleanliness is acceptable for your target ISO 4406 cleanliness code. The system and fluid cleanliness is acceptable.

### Fluid Condition

The AN level is acceptable for this fluid. The condition of the oil is suitable for further service.

## SAMPLE INFORMATION

	method	limit/base	current	history1	history2
Sample Number	Client Info		<b>WC0793119</b>	WC0793115	WC0546167
Sample Date	Client Info		<b>06 Dec 2023</b>	13 Apr 2023	28 Jul 2022
Machine Age	yrs	Client Info	<b>0</b>	0	0
Oil Age	yrs	Client Info	<b>0</b>	0	2
Oil Changed	Client Info		<b>N/A</b>	N/A	N/A
Sample Status			<b>NORMAL</b>	NORMAL	SEVERE

## CONTAMINATION

	method	limit/base	current	history1	history2
Water	WC Method	>0.05	<b>NEG</b>	NEG	NEG

## WEAR METALS

	method	limit/base	current	history1	history2	
Iron	ppm	ASTM D5185(m)	>20	<b>0</b>	0	0
Chromium	ppm	ASTM D5185(m)	>20	<b>0</b>	0	0
Nickel	ppm	ASTM D5185(m)	>20	<b>&lt;1</b>	<1	<1
Titanium	ppm	ASTM D5185(m)		<b>0</b>	0	0
Silver	ppm	ASTM D5185(m)		<b>&lt;1</b>	0	0
Aluminum	ppm	ASTM D5185(m)	>20	<b>0</b>	0	0
Lead	ppm	ASTM D5185(m)	>20	<b>1</b>	<1	<1
Copper	ppm	ASTM D5185(m)	>20	<b>23</b>	20	14
Tin	ppm	ASTM D5185(m)	>20	<b>0</b>	0	0
Antimony	ppm	ASTM D5185(m)		<b>0</b>	0	0
Vanadium	ppm	ASTM D5185(m)		<b>0</b>	0	0
Beryllium	ppm	ASTM D5185(m)		<b>0</b>	0	0
Cadmium	ppm	ASTM D5185(m)		<b>0</b>	0	0

## ADDITIVES

	method	limit/base	current	history1	history2	
Boron	ppm	ASTM D5185(m)	5	<b>&lt;1</b>	0	<1
Barium	ppm	ASTM D5185(m)	5	<b>&lt;1</b>	0	0
Molybdenum	ppm	ASTM D5185(m)	5	<b>0</b>	0	0
Manganese	ppm	ASTM D5185(m)		<b>0</b>	0	0
Magnesium	ppm	ASTM D5185(m)	25	<b>0</b>	0	0
Calcium	ppm	ASTM D5185(m)	200	<b>&lt;1</b>	0	0
Phosphorus	ppm	ASTM D5185(m)	300	<b>343</b>	407	369
Zinc	ppm	ASTM D5185(m)	370	<b>192</b>	249	195
Sulfur	ppm	ASTM D5185(m)	2500	<b>2760</b>	2856	2637
Lithium	ppm	ASTM D5185(m)		<b>&lt;1</b>	<1	<1

## CONTAMINANTS

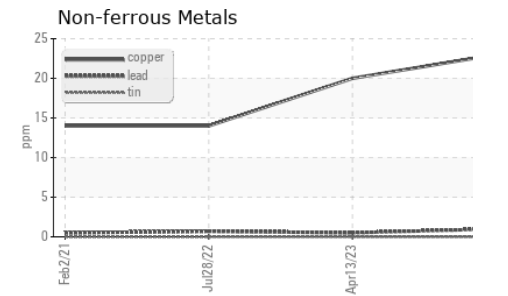
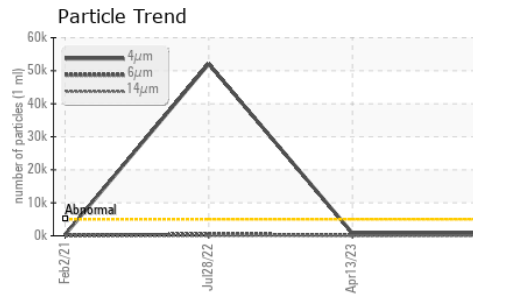
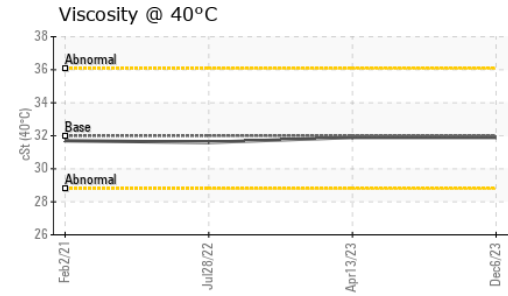
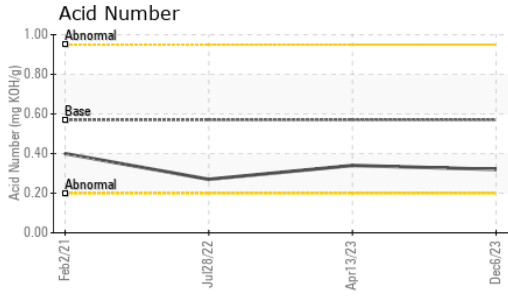
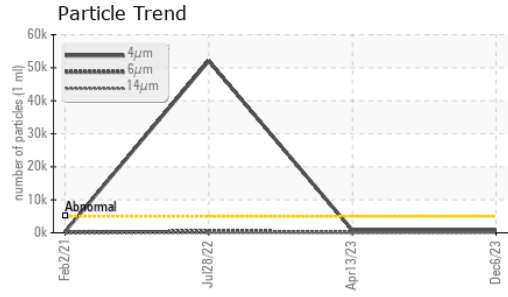
	method	limit/base	current	history1	history2	
Silicon	ppm	ASTM D5185(m)	>15	<b>2</b>	2	2
Sodium	ppm	ASTM D5185(m)		<b>&lt;1</b>	0	0
Potassium	ppm	ASTM D5185(m)	>20	<b>&lt;1</b>	0	0

## FLUID CLEANLINESS

	method	limit/base	current	history1	history2
Particles >4µm	ASTM D7647	>5000	<b>869</b>	821	52050
Particles >6µm	ASTM D7647	>1300	<b>278</b>	230	454
Particles >14µm	ASTM D7647	>160	<b>31</b>	24	15
Particles >21µm	ASTM D7647	>40	<b>7</b>	8	2
Particles >38µm	ASTM D7647	>10	<b>1</b>	0	0
Particles >71µm	ASTM D7647	>3	<b>0</b>	0	0
Oil Cleanliness	ISO 4406 (c)	>19/17/14	<b>17/15/12</b>	17/15/12	23/16/11



# OIL ANALYSIS REPORT




FLUID DEGRADATION		method	limit/base	current	history1	history2
Acid Number (AN)	mg KOH/g	ASTM D974*	0.57	<b>0.32</b>	0.34	0.27

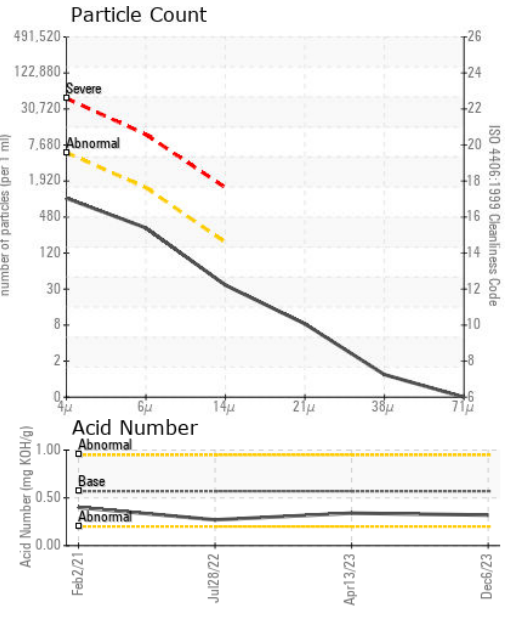
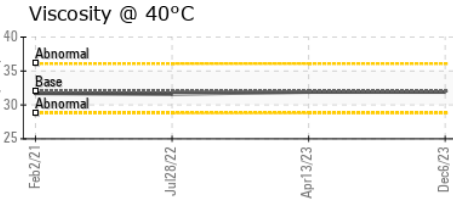
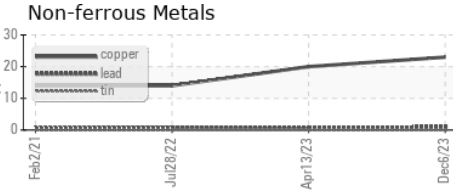
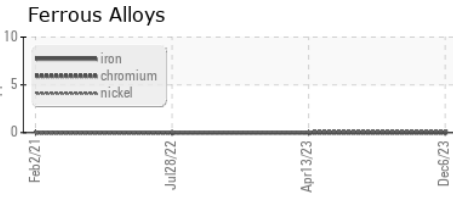
VISUAL		method	limit/base	current	history1	history2
White Metal	scalar	Visual*	NONE	<b>NONE</b>	NONE	NONE
Yellow Metal	scalar	Visual*	NONE	<b>NONE</b>	NONE	NONE
Precipitate	scalar	Visual*	NONE	<b>NONE</b>	NONE	NONE
Silt	scalar	Visual*	NONE	<b>NONE</b>	NONE	NONE
Debris	scalar	Visual*	NONE	<b>NONE</b>	NONE	NONE
Sand/Dirt	scalar	Visual*	NONE	<b>NONE</b>	NONE	NONE
Appearance	scalar	Visual*	NORML	<b>NORML</b>	NORML	NORML
Odor	scalar	Visual*	NORML	<b>NORML</b>	NORML	NORML
Emulsified Water	scalar	Visual*	>0.05	<b>NEG</b>	NEG	NEG
Free Water	scalar	Visual*		<b>NEG</b>	NEG	NEG

FLUID PROPERTIES		method	limit/base	current	history1	history2
Visc @ 40°C	cSt	ASTM D7279(m)	32	<b>31.9</b>	31.9	31.6

SAMPLE IMAGES		method	limit/base	current	history1	history2
---------------	--	--------	------------	---------	----------	----------



## GRAPHS



**Laboratory** : WearCheck - C8-1175 Appleby Line, Burlington, ON L7L 5H9 **Sechelt Creek Station (Regional Power)**  
**Sample No.** : WC0793119 **Received** : 18 Dec 2023  
**Lab Number** : **02603795** **Diagnosed** : 19 Dec 2023  
**Unique Number** : 5696880 **Diagnostician** : Kevin Marson  
**Test Package** : IND 2 ( Additional Tests: TAN Man )  
 To discuss this sample report, contact Customer Service at 1-800-268-2131.  
 Test denoted (\*) outside scope of accreditation, (m) method modified, (e) tested at external lab.  
 Validity of results and interpretation are based on the sample and information as supplied.

Unit 1A-5764 Wharf Road  
 Sechelt Creek, BC  
 CA V0N 3A0  
 Contact: Cory Mottishaw  
 corymsgs@gmail.com  
 T:  
 F: