



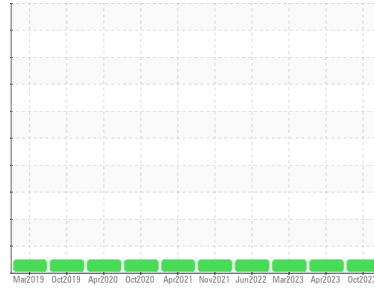
OIL ANALYSIS REPORT

Sample Rating Trend

NORMAL



Machine Id
SILO 2 DISCHARGE SCREW CONVEYOR 12 GEARBOX (S/N 0-37200-S012)
 Component
Gearbox
 Fluid
GEAR OIL ISO 460 (17 LTR)



DIAGNOSIS

Recommendation

Resample at the next service interval to monitor.

Wear

All component wear rates are normal.

Contamination

There is no indication of any contamination in the oil.

Fluid Condition

The oil viscosity is lower than typical, possibly indicating the addition of lighter grade oil. The condition of the oil is acceptable for the time in service.

SAMPLE INFORMATION

	method	limit/base	current	history1	history2
Sample Number	Client Info		WC0861498	WC0803248	WC0745441
Sample Date	Client Info		10 Oct 2023	10 Apr 2023	08 Mar 2023
Machine Age	hrs	Client Info	0	0	0
Oil Age	hrs	Client Info	0	0	0
Oil Changed	Client Info		N/A	N/A	N/A
Sample Status			NORMAL	NORMAL	NORMAL

CONTAMINATION

	method	limit/base	current	history1	history2
Water	WC Method	>0.2	NEG	NEG	NEG

WEAR METALS

	method	limit/base	current	history1	history2	
Iron	ppm	ASTM D5185(m)	>200	6	5	5
Chromium	ppm	ASTM D5185(m)	>15	0	0	0
Nickel	ppm	ASTM D5185(m)	>15	<1	0	0
Titanium	ppm	ASTM D5185(m)		0	0	0
Silver	ppm	ASTM D5185(m)		<1	0	0
Aluminum	ppm	ASTM D5185(m)	>25	<1	<1	0
Lead	ppm	ASTM D5185(m)	>100	<1	0	0
Copper	ppm	ASTM D5185(m)	>200	<1	<1	0
Tin	ppm	ASTM D5185(m)	>25	0	0	0
Antimony	ppm	ASTM D5185(m)	>5	0	0	0
Vanadium	ppm	ASTM D5185(m)		0	0	0
Beryllium	ppm	ASTM D5185(m)		0	0	0
Cadmium	ppm	ASTM D5185(m)		0	0	0

ADDITIVES

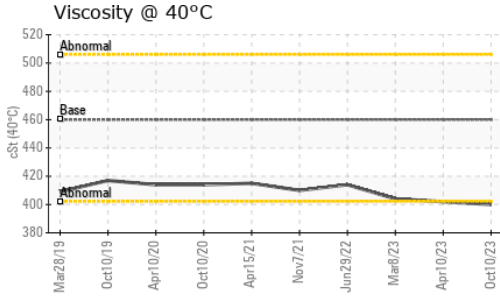
	method	limit/base	current	history1	history2	
Boron	ppm	ASTM D5185(m)	50	19	19	21
Barium	ppm	ASTM D5185(m)	15	<1	0	0
Molybdenum	ppm	ASTM D5185(m)	15	0	0	0
Manganese	ppm	ASTM D5185(m)		0	0	0
Magnesium	ppm	ASTM D5185(m)	50	0	<1	<1
Calcium	ppm	ASTM D5185(m)	50	27	26	26
Phosphorus	ppm	ASTM D5185(m)	350	323	348	355
Zinc	ppm	ASTM D5185(m)	100	4	5	4
Sulfur	ppm	ASTM D5185(m)	12500	16920	17067	17045
Lithium	ppm	ASTM D5185(m)		<1	<1	<1

CONTAMINANTS

	method	limit/base	current	history1	history2	
Silicon	ppm	ASTM D5185(m)	>50	3	3	3
Sodium	ppm	ASTM D5185(m)		<1	<1	<1
Potassium	ppm	ASTM D5185(m)	>20	0	<1	<1




OIL ANALYSIS REPORT



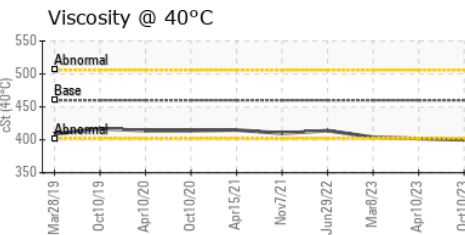
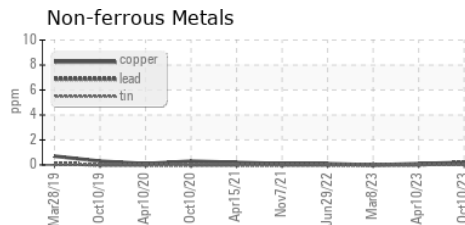
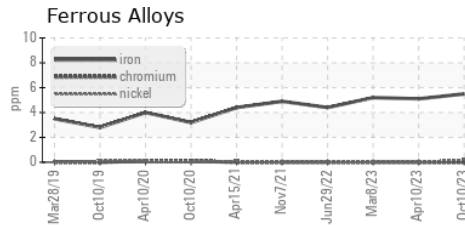
VISUAL	method	limit/base	current	history1	history2
White Metal	scalar	Visual*	NONE	NONE	NONE
Yellow Metal	scalar	Visual*	NONE	NONE	NONE
Precipitate	scalar	Visual*	NONE	NONE	NONE
Silt	scalar	Visual*	NONE	NONE	NONE
Debris	scalar	Visual*	NONE	NONE	NONE
Sand/Dirt	scalar	Visual*	NONE	NONE	NONE
Appearance	scalar	Visual*	NORML	NORML	NORML
Odor	scalar	Visual*	NORML	NORML	NORML
Emulsified Water	scalar	Visual*	>0.2	NEG	NEG
Free Water	scalar	Visual*		NEG	NEG

FLUID PROPERTIES	method	limit/base	current	history1	history2	
Visc @ 40°C	cSt	ASTM D7279(m)	460	400	402	404

SAMPLE IMAGES	method	limit/base	current	history1	history2
---------------	--------	------------	---------	----------	----------



GRAPHS



Laboratory : WearCheck - C8-1175 Appleby Line, Burlington, ON L7L 5H9
Sample No. : WC0861498 **Received** : 19 Dec 2023
Lab Number : **02604252** **Diagnosed** : 19 Dec 2023
Unique Number : 5697337 **Diagnostician** : Kevin Marson
Test Package : IND 1

To discuss this sample report, contact Customer Service at 1-800-268-2131.
 Test denoted (*) outside scope of accreditation, (m) method modified, (e) tested at external lab.
 Validity of results and interpretation are based on the sample and information as supplied.

Ontario Power Generation
 ATIKOKAN T.G.S., BOX 1900
 ATIKOKAN, ON
 CA P0T 1C0
 Contact: Dale Anthony
 dale.anthony@opg.com
 T:
 F: (807)597-1198