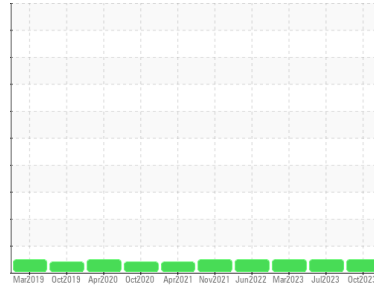




OIL ANALYSIS REPORT

Sample Rating Trend

NORMAL



Machine Id
SILO 2 DISCHARGE SCREW CONVEYOR 9 GEARBOX (S/N 0-37200-S009)

Component
Gearbox

Fluid
ESSO SPARTAN EP 460 (17 LTR)

DIAGNOSIS

Recommendation

Resample at the next service interval to monitor.

Wear

All component wear rates are normal.

Contamination

There is no indication of any contamination in the oil.

Fluid Condition

The condition of the oil is acceptable for the time in service.

SAMPLE INFORMATION		method	limit/base	current	history1	history2
Sample Number	Client Info			WC0861501	WC0803251	WC0745444
Sample Date	Client Info			10 Oct 2023	20 Jul 2023	08 Mar 2023
Machine Age	hrs	Client Info		0	0	0
Oil Age	hrs	Client Info		0	0	0
Oil Changed	Client Info			N/A	N/A	N/A
Sample Status				NORMAL	NORMAL	NORMAL

CONTAMINATION		method	limit/base	current	history1	history2
Water	WC Method		>0.2	NEG	NEG	NEG

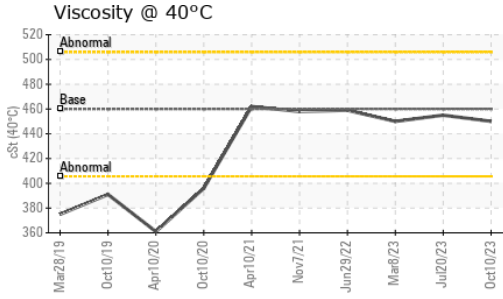
WEAR METALS		method	limit/base	current	history1	history2
Iron	ppm	ASTM D5185(m)	>200	<1	2	2
Chromium	ppm	ASTM D5185(m)	>15	0	0	0
Nickel	ppm	ASTM D5185(m)	>15	0	0	<1
Titanium	ppm	ASTM D5185(m)		0	0	0
Silver	ppm	ASTM D5185(m)		<1	0	0
Aluminum	ppm	ASTM D5185(m)	>25	0	0	0
Lead	ppm	ASTM D5185(m)	>100	<1	0	0
Copper	ppm	ASTM D5185(m)	>200	<1	<1	0
Tin	ppm	ASTM D5185(m)	>25	0	0	0
Antimony	ppm	ASTM D5185(m)	>5	0	0	0
Vanadium	ppm	ASTM D5185(m)		0	0	0
Beryllium	ppm	ASTM D5185(m)		0	0	0
Cadmium	ppm	ASTM D5185(m)		0	0	0

ADDITIVES		method	limit/base	current	history1	history2
Boron	ppm	ASTM D5185(m)	.8	33	32	33
Barium	ppm	ASTM D5185(m)		<1	0	0
Molybdenum	ppm	ASTM D5185(m)	.4	0	0	0
Manganese	ppm	ASTM D5185(m)		0	0	0
Magnesium	ppm	ASTM D5185(m)	.7	0	<1	0
Calcium	ppm	ASTM D5185(m)	17	4	14	12
Phosphorus	ppm	ASTM D5185(m)	250	323	346	347
Zinc	ppm	ASTM D5185(m)	5.5	7	3	2
Sulfur	ppm	ASTM D5185(m)		16591	15979	15968
Lithium	ppm	ASTM D5185(m)		<1	<1	<1

CONTAMINANTS		method	limit/base	current	history1	history2
Silicon	ppm	ASTM D5185(m)	>50	<1	<1	<1
Sodium	ppm	ASTM D5185(m)		<1	<1	0
Potassium	ppm	ASTM D5185(m)	>20	0	<1	0




OIL ANALYSIS REPORT



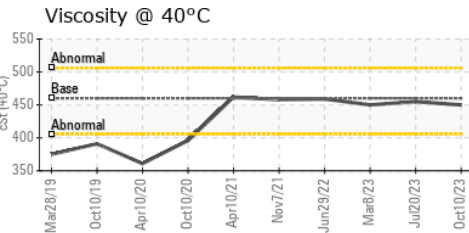
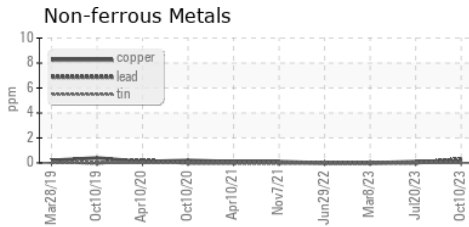
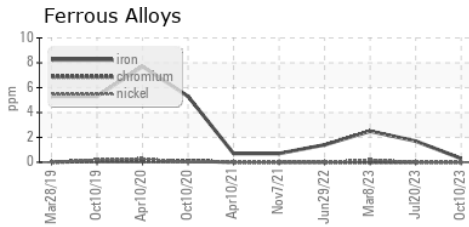
VISUAL	method	limit/base	current	history1	history2
White Metal	scalar	Visual*	NONE	NONE	NONE
Yellow Metal	scalar	Visual*	NONE	NONE	NONE
Precipitate	scalar	Visual*	NONE	NONE	NONE
Silt	scalar	Visual*	NONE	NONE	NONE
Debris	scalar	Visual*	NONE	NONE	NONE
Sand/Dirt	scalar	Visual*	NONE	NONE	NONE
Appearance	scalar	Visual*	NORML	NORML	NORML
Odor	scalar	Visual*	NORML	NORML	NORML
Emulsified Water	scalar	Visual*	>0.2	NEG	NEG
Free Water	scalar	Visual*		NEG	NEG

FLUID PROPERTIES	method	limit/base	current	history1	history2	
Visc @ 40°C	cSt	ASTM D7279(m)	460	450	455	450

SAMPLE IMAGES	method	limit/base	current	history1	history2
---------------	--------	------------	---------	----------	----------



GRAPHS



Laboratory : WearCheck - C8-1175 Appleby Line, Burlington, ON L7L 5H9
Sample No. : WC0861501 **Recieved** : 19 Dec 2023
Lab Number : **02604253** **Diagnosed** : 20 Dec 2023
Unique Number : 5697338 **Diagnostician** : Kevin Marson
Test Package : IND 1

Ontario Power Generation
 ATIKOKAN T.G.S., BOX 1900
 ATIKOKAN, ON
 CA P0T 1C0
 Contact: Dale Anthony
 dale.anthony@opg.com
 T:
 F: (807)597-1198

To discuss this sample report, contact Customer Service at 1-800-268-2131.
 Test denoted (*) outside scope of accreditation, (m) method modified, (e) tested at external lab.
 Validity of results and interpretation are based on the sample and information as supplied.