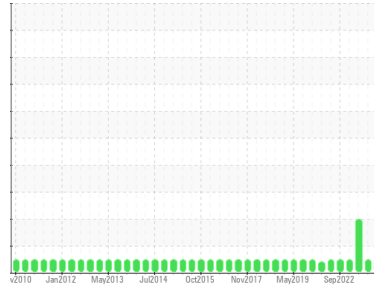




# OIL ANALYSIS REPORT

Sample Rating Trend

**NORMAL**



Area  
**SAB1**  
 Machine Id  
**SAB1 G5 Governor**

Component  
**Hydraulic System**  
 Fluid

**PETRO CANADA TURBOFLO XL46 (1600 LTR)**

## DIAGNOSIS

### Recommendation

Resample at the next service interval to monitor. Please contact your representative for information regarding the proper sampling kits for your service. NOTE: We recommend using IND 3 test kits, this testkit includes Analytical Ferrography which provides a detailed morphological analysis of wear particles present in the fluid.

### Wear

Component wear rates appear to be normal (unconfirmed).

### Contamination

The system cleanliness is acceptable for your target ISO 4406 cleanliness code. The system and fluid cleanliness is acceptable.

### Fluid Condition

The AN level is acceptable for this fluid. The condition of the oil is suitable for further service.

## SAMPLE INFORMATION

method	limit/base	current	history1	history2
Sample Number	Client Info	<b>WC0642845</b>	WC0828621	WC0642873
Sample Date	Client Info	<b>21 Dec 2023</b>	27 Aug 2023	27 Mar 2023
Machine Age	hrs	Client Info	<b>0</b>	0
Oil Age	hrs	Client Info	<b>0</b>	0
Oil Changed	Client Info	<b>N/A</b>	N/A	N/A
Sample Status		<b>NORMAL</b>	NORMAL	ATTENTION

## CONTAMINATION

method	limit/base	current	history1	history2
Water	WC Method	>0.05	<b>NEG</b>	NEG

## WEAR METALS

method	limit/base	current	history1	history2	
Iron	ppm	ASTM D5185(m)	>20	<b>&lt;1</b>	<1
Chromium	ppm	ASTM D5185(m)	>20	<b>0</b>	0
Nickel	ppm	ASTM D5185(m)	>20	<b>0</b>	<1
Titanium	ppm	ASTM D5185(m)		<b>0</b>	0
Silver	ppm	ASTM D5185(m)		<b>0</b>	0
Aluminum	ppm	ASTM D5185(m)	>20	<b>&lt;1</b>	<1
Lead	ppm	ASTM D5185(m)	>20	<b>&lt;1</b>	<1
Copper	ppm	ASTM D5185(m)	>20	<b>&lt;1</b>	<1
Tin	ppm	ASTM D5185(m)	>20	<b>0</b>	0
Antimony	ppm	ASTM D5185(m)		<b>0</b>	0
Vanadium	ppm	ASTM D5185(m)		<b>0</b>	0
Beryllium	ppm	ASTM D5185(m)		<b>0</b>	0
Cadmium	ppm	ASTM D5185(m)		<b>0</b>	0

## ADDITIVES

method	limit/base	current	history1	history2	
Boron	ppm	ASTM D5185(m)		<b>0</b>	0
Barium	ppm	ASTM D5185(m)		<b>0</b>	0
Molybdenum	ppm	ASTM D5185(m)		<b>0</b>	0
Manganese	ppm	ASTM D5185(m)		<b>0</b>	0
Magnesium	ppm	ASTM D5185(m)		<b>0</b>	<1
Calcium	ppm	ASTM D5185(m)		<b>&lt;1</b>	<1
Phosphorus	ppm	ASTM D5185(m)		<b>2</b>	3
Zinc	ppm	ASTM D5185(m)	0	<b>&lt;1</b>	2
Sulfur	ppm	ASTM D5185(m)		<b>760</b>	728
Lithium	ppm	ASTM D5185(m)		<b>&lt;1</b>	<1

## CONTAMINANTS

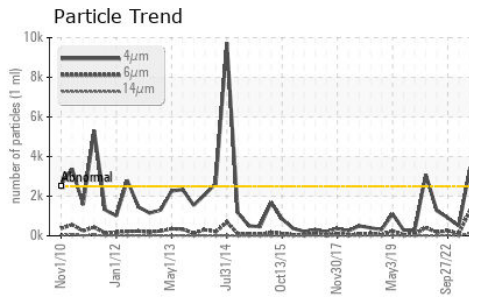
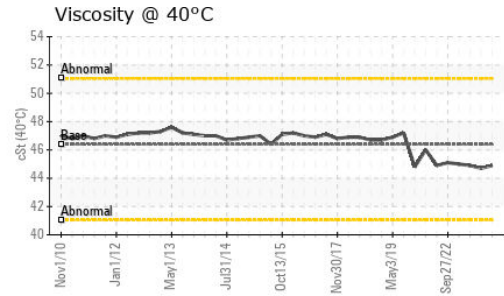
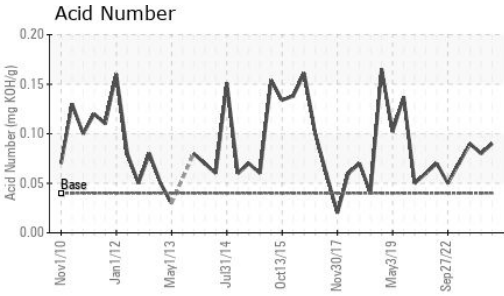
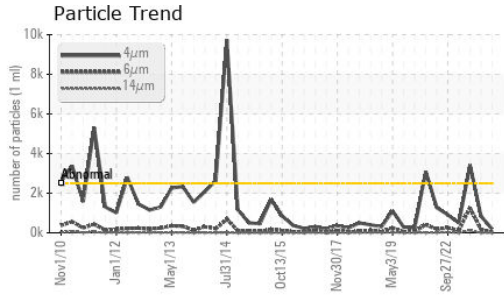
method	limit/base	current	history1	history2	
Silicon	ppm	ASTM D5185(m)	>15	<b>&lt;1</b>	<1
Sodium	ppm	ASTM D5185(m)		<b>0</b>	<1
Potassium	ppm	ASTM D5185(m)	>20	<b>&lt;1</b>	<1

## FLUID CLEANLINESS

method	limit/base	current	history1	history2	
Particles >4µm	ASTM D7647	>2500	<b>196</b>	843	▲ 3421
Particles >6µm	ASTM D7647	>640	<b>34</b>	160	▲ 1259
Particles >14µm	ASTM D7647	>80	<b>4</b>	7	▲ 127
Particles >21µm	ASTM D7647	>20	<b>1</b>	3	▲ 29
Particles >38µm	ASTM D7647	>4	<b>0</b>	0	1
Particles >71µm	ASTM D7647	>3	<b>0</b>	0	0
Oil Cleanliness	ISO 4406 (c)	>18/16/13	<b>15/12/9</b>	17/14/10	▲ 19/17/14



# OIL ANALYSIS REPORT




FLUID DEGRADATION		method	limit/base	current	history1	history2
Acid Number (AN)	mg KOH/g	ASTM D974*	0.04	<b>0.09</b>	0.08	0.09

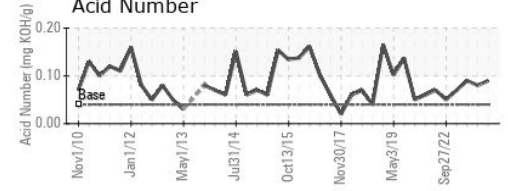
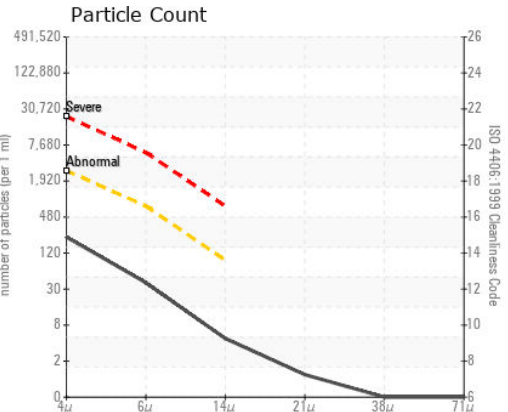
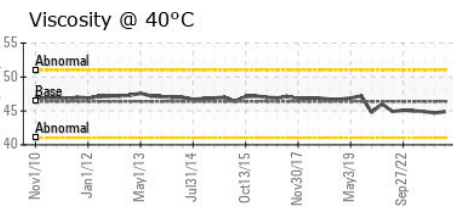
VISUAL		method	limit/base	current	history1	history2
White Metal	scalar	Visual*	NONE	<b>NONE</b>	NONE	NONE
Yellow Metal	scalar	Visual*	NONE	<b>NONE</b>	NONE	NONE
Precipitate	scalar	Visual*	NONE	<b>NONE</b>	NONE	NONE
Silt	scalar	Visual*	NONE	<b>NONE</b>	NONE	NONE
Debris	scalar	Visual*	NONE	<b>NONE</b>	NONE	NONE
Sand/Dirt	scalar	Visual*	NONE	<b>NONE</b>	NONE	NONE
Appearance	scalar	Visual*	NORML	<b>NORML</b>	NORML	NORML
Odor	scalar	Visual*	NORML	<b>NORML</b>	NORML	NORML
Emulsified Water	scalar	Visual*	>0.05	<b>NEG</b>	NEG	NEG
Free Water	scalar	Visual*		<b>NEG</b>	NEG	NEG

FLUID PROPERTIES		method	limit/base	current	history1	history2
Visc @ 40°C	cSt	ASTM D7279(m)	46.39	<b>44.9</b>	44.7	44.9

## SAMPLE IMAGES



## GRAPHS



**Laboratory** : WearCheck - C8-1175 Appleby Line, Burlington, ON L7L 5H9  
**Sample No.** : WC0642845 **Received** : 22 Dec 2023  
**Lab Number** : **02604965** **Diagnosed** : 27 Dec 2023  
**Unique Number** : 5698050 **Diagnostician** : Kevin Marson  
**Test Package** : IND 2 ( Additional Tests: TAN Man )

**Ontario Power Generation**  
 NIAGARA PLANT GROUP, 14000 NIAGARA PKWY  
 NIAGARA ON THE LAKE, ON  
 CA L0S 1J0  
 Contact: Nathan Perala  
 nathan.perala@opg.com  
 T:  
 F: (905)357-6558

To discuss this sample report, contact Customer Service at 1-800-268-2131.  
 Test denoted (\*) outside scope of accreditation, (m) method modified, (e) tested at external lab.  
 Validity of results and interpretation are based on the sample and information as supplied.