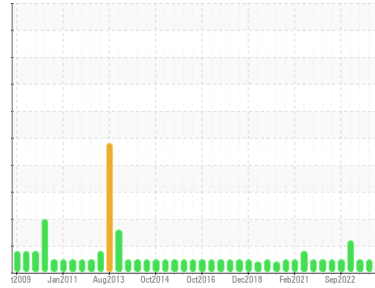




# OIL ANALYSIS REPORT

Sample Rating Trend



**NORMAL**



Area  
**SAB1**  
Machine Id  
**SAB1 G3**  
Component  
**Turbine Bearing**  
Fluid  
**ESSO TERESSO ISO 46 (150 LTR)**

## DIAGNOSIS

### Recommendation

Resample at the next service interval to monitor.

### Wear

All component wear rates are normal.

### Contamination

The system cleanliness is acceptable for your target ISO 4406 cleanliness code. The system and fluid cleanliness is acceptable.

### Fluid Condition

The AN level is acceptable for this fluid. The condition of the oil is suitable for further service.

## SAMPLE INFORMATION

	method	limit/base	current	history1	history2
Sample Number	Client Info		<b>WC0864655</b>	WC0828612	WC0642836
Sample Date	Client Info		<b>21 Dec 2023</b>	27 Aug 2023	27 Mar 2023
Machine Age	hrs	Client Info	<b>0</b>	0	0
Oil Age	hrs	Client Info	<b>0</b>	0	0
Oil Changed	Client Info		<b>N/A</b>	N/A	N/A
Sample Status			<b>NORMAL</b>	NORMAL	NORMAL

## CONTAMINATION

	method	limit/base	current	history1	history2
Water	WC Method	>2	<b>NEG</b>	NEG	NEG

## WEAR METALS

	method	limit/base	current	history1	history2
PQ	ASTM D8184*		<b>0</b>	0	0
Iron	ppm	ASTM D5185(m) >7	<b>&lt;1</b>	<1	<1
Chromium	ppm	ASTM D5185(m) >2	<b>0</b>	0	0
Nickel	ppm	ASTM D5185(m) >2	<b>0</b>	<1	<1
Titanium	ppm	ASTM D5185(m)	<b>0</b>	0	0
Silver	ppm	ASTM D5185(m)	<b>0</b>	0	0
Aluminum	ppm	ASTM D5185(m) >2	<b>&lt;1</b>	<1	0
Lead	ppm	ASTM D5185(m) >33	<b>0</b>	0	0
Copper	ppm	ASTM D5185(m) >3	<b>2</b>	1	<1
Tin	ppm	ASTM D5185(m) >6	<b>0</b>	0	0
Antimony	ppm	ASTM D5185(m)	<b>0</b>	0	<1
Vanadium	ppm	ASTM D5185(m)	<b>0</b>	0	0
Beryllium	ppm	ASTM D5185(m)	<b>0</b>	0	0
Cadmium	ppm	ASTM D5185(m)	<b>0</b>	0	0

## ADDITIVES

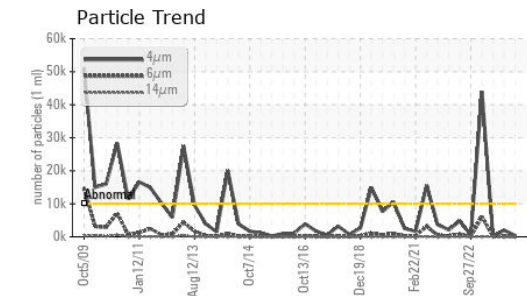
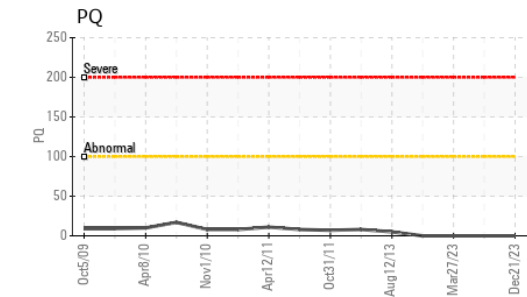
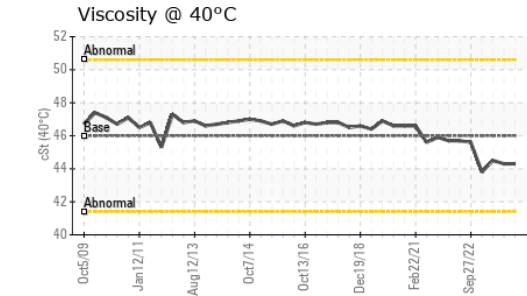
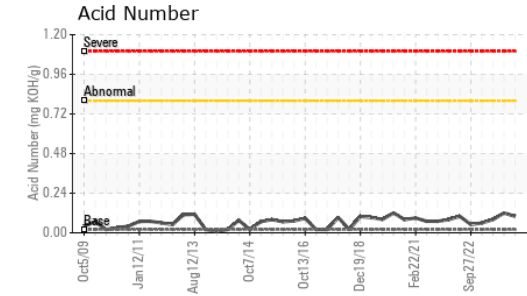
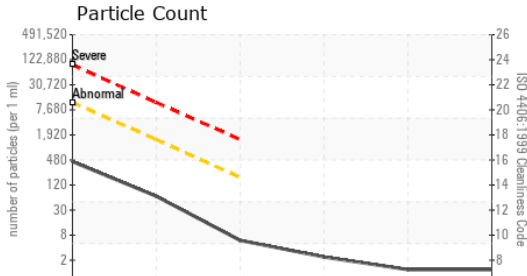
	method	limit/base	current	history1	history2
Boron	ppm	ASTM D5185(m) 0	<b>0</b>	0	<1
Barium	ppm	ASTM D5185(m)	<b>0</b>	0	0
Molybdenum	ppm	ASTM D5185(m) 0	<b>0</b>	0	0
Manganese	ppm	ASTM D5185(m)	<b>0</b>	0	0
Magnesium	ppm	ASTM D5185(m) 0	<b>0</b>	<1	0
Calcium	ppm	ASTM D5185(m) 0	<b>0</b>	<1	0
Phosphorus	ppm	ASTM D5185(m) 2.4	<b>&lt;1</b>	1	<1
Zinc	ppm	ASTM D5185(m) 0	<b>2</b>	2	1
Sulfur	ppm	ASTM D5185(m)	<b>660</b>	631	655
Lithium	ppm	ASTM D5185(m)	<b>&lt;1</b>	<1	<1

## CONTAMINANTS

	method	limit/base	current	history1	history2
Silicon	ppm	ASTM D5185(m) >20	<b>1</b>	2	<1
Sodium	ppm	ASTM D5185(m)	<b>0</b>	0	0
Potassium	ppm	ASTM D5185(m) >20	<b>&lt;1</b>	<1	0



# OIL ANALYSIS REPORT




FLUID CLEANLINESS	method	limit/base	current	history1	history2
Particles >4µm	ASTM D7647	>10000	<b>385</b>	2034	152
Particles >6µm	ASTM D7647	>1300	<b>57</b>	237	61
Particles >14µm	ASTM D7647	>160	<b>5</b>	6	8
Particles >21µm	ASTM D7647	>40	<b>2</b>	2	3
Particles >38µm	ASTM D7647	>10	<b>1</b>	1	0
Particles >71µm	ASTM D7647	>3	<b>1</b>	1	0
Oil Cleanliness	ISO 4406 (c)	>20/17/14	<b>16/13/10</b>	18/15/10	14/13/10

FLUID DEGRADATION	method	limit/base	current	history1	history2	
Acid Number (AN)	mg KOH/g	ASTM D974*	0.02	<b>0.10</b>	0.12	0.08

VISUAL	method	limit/base	current	history1	history2	
White Metal	scalar	Visual*	NONE	<b>NONE</b>	NONE	NONE
Yellow Metal	scalar	Visual*	NONE	<b>NONE</b>	NONE	NONE
Precipitate	scalar	Visual*	NONE	<b>NONE</b>	NONE	NONE
Silt	scalar	Visual*	NONE	<b>NONE</b>	NONE	NONE
Debris	scalar	Visual*	NONE	<b>NONE</b>	NONE	NONE
Sand/Dirt	scalar	Visual*	NONE	<b>NONE</b>	NONE	NONE
Appearance	scalar	Visual*	NORML	<b>NORML</b>	NORML	NORML
Odor	scalar	Visual*	NORML	<b>NORML</b>	NORML	NORML
Emulsified Water	scalar	Visual*	>2	<b>NEG</b>	NEG	NEG
Free Water	scalar	Visual*		<b>NEG</b>	NEG	NEG

FLUID PROPERTIES	method	limit/base	current	history1	history2	
Visc @ 40°C	cSt	ASTM D7279(m)	46	<b>44.3</b>	44.3	44.5

SAMPLE IMAGES	method	limit/base	current	history1	history2
---------------	--------	------------	---------	----------	----------



Color

Bottom



**Laboratory** : WearCheck - C8-1175 Appleby Line, Burlington, ON L7L 5H9  
**Sample No.** : WC0864655 **Received** : 22 Dec 2023  
**Lab Number** : **02604986** **Diagnosed** : 27 Dec 2023  
**Unique Number** : 5698071 **Diagnostician** : Kevin Marson  
**Test Package** : IND 2 ( Additional Tests: PQ, PrtCount, TAN Man )

**Ontario Power Generation**  
 NIAGARA PLANT GROUP, 14000 NIAGARA PKWY  
 NIAGARA ON THE LAKE, ON  
 CA L0S 1J0  
 Contact: Michael Brochu  
 mike.brochu@opg.com  
 T: (905)357-0322  
 F: (905)374-5466

To discuss this sample report, contact Customer Service at 1-800-268-2131.  
 Test denoted (\*) outside scope of accreditation, (m) method modified, (e) tested at external lab.  
 Validity of results and interpretation are based on the sample and information as supplied.