



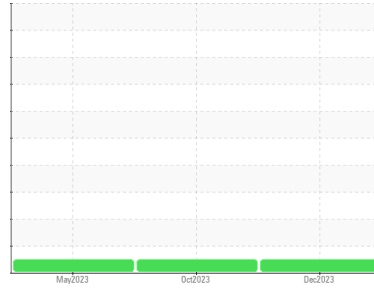
OIL ANALYSIS REPORT

Sample Rating Trend

NORMAL



Area
ORIN CONTRACTORS
 Machine Id
100-018
 Component
Left Final Drive
 Fluid
PETRO CANADA TRAXON 80W90 (--- GAL)



DIAGNOSIS

Recommendation

Confirm the source of the lubricant being utilized for top-up/fill. Resample at the next service interval to monitor.

Wear

All component wear rates are normal.

Contamination

There is no indication of any contamination in the oil.

Fluid Condition

Additive levels indicate the addition of a different brand, or type of oil. The condition of the oil is acceptable for the time in service.

SAMPLE INFORMATION

	method	limit/base	current	history1	history2
Sample Number	Client Info		WC0872887	WC0873098	LH0256626
Sample Date	Client Info		20 Dec 2023	27 Oct 2023	18 May 2023
Machine Age	hrs	Client Info	0	0	3246
Oil Age	hrs	Client Info	0	0	0
Oil Changed	Client Info		Changed	Changed	Changed
Sample Status			NORMAL	NORMAL	NORMAL

CONTAMINATION

	method	limit/base	current	history1	history2
Water	WC Method	>0.2	NEG	NEG	NEG

WEAR METALS

	method	limit/base	current	history1	history2	
Iron	ppm	ASTM D5185(m)	>3360	138	1197	944
Chromium	ppm	ASTM D5185(m)	>35	1	11	9
Nickel	ppm	ASTM D5185(m)	>8	<1	<1	<1
Titanium	ppm	ASTM D5185(m)	>15	0	2	2
Silver	ppm	ASTM D5185(m)		0	<1	0
Aluminum	ppm	ASTM D5185(m)	>185	12	44	36
Lead	ppm	ASTM D5185(m)	>5	0	0	0
Copper	ppm	ASTM D5185(m)	>80	<1	2	2
Tin	ppm	ASTM D5185(m)	>8	0	0	0
Antimony	ppm	ASTM D5185(m)	>4	0	0	0
Vanadium	ppm	ASTM D5185(m)		0	0	<1
Beryllium	ppm	ASTM D5185(m)		0	0	0
Cadmium	ppm	ASTM D5185(m)		0	0	0

ADDITIVES

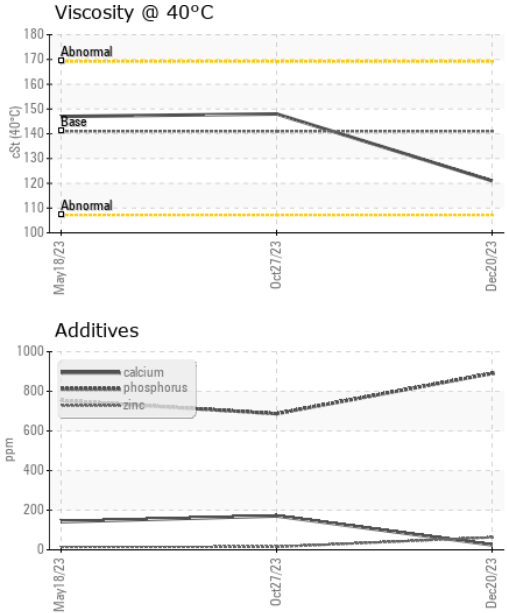
	method	limit/base	current	history1	history2	
Boron	ppm	ASTM D5185(m)	243	191	97	107
Barium	ppm	ASTM D5185(m)	1	0	3	2
Molybdenum	ppm	ASTM D5185(m)		0	1	1
Manganese	ppm	ASTM D5185(m)		<1	10	8
Magnesium	ppm	ASTM D5185(m)	2	5	25	19
Calcium	ppm	ASTM D5185(m)	6	25	171	142
Phosphorus	ppm	ASTM D5185(m)	987	890	687	754
Zinc	ppm	ASTM D5185(m)	1	63	15	14
Sulfur	ppm	ASTM D5185(m)	21530	15413	15897	16211
Lithium	ppm	ASTM D5185(m)		<1	<1	<1

CONTAMINANTS

	method	limit/base	current	history1	history2	
Silicon	ppm	ASTM D5185(m)	>1100	43	202	154
Sodium	ppm	ASTM D5185(m)		2	11	9
Potassium	ppm	ASTM D5185(m)	>20	6	16	13




OIL ANALYSIS REPORT



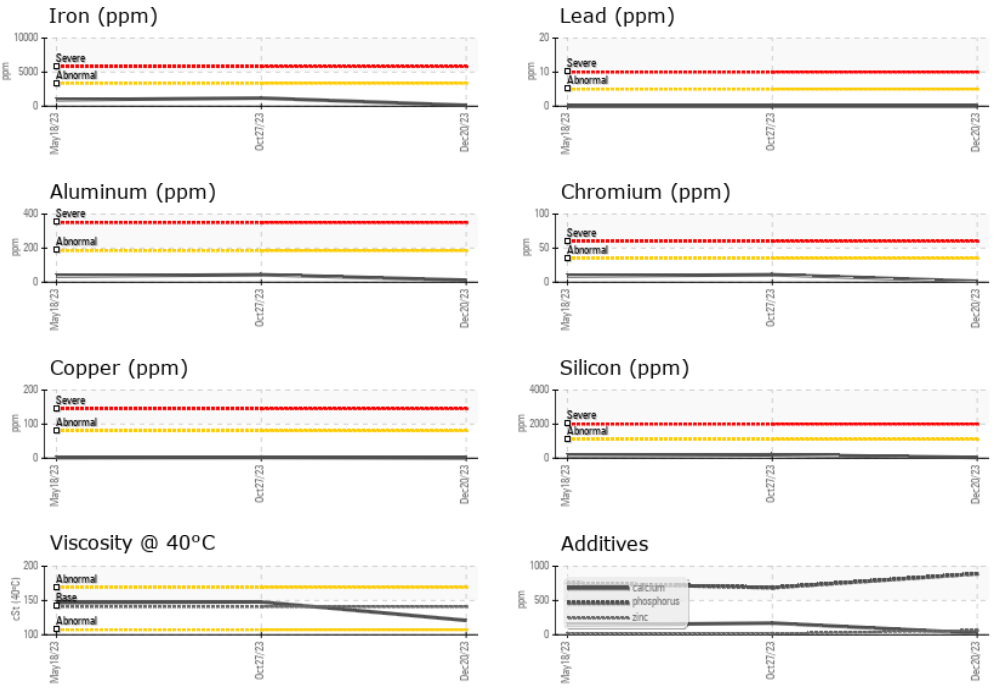
VISUAL	method	limit/base	current	history1	history2
White Metal	scalar	Visual*	NONE	NONE	NONE
Yellow Metal	scalar	Visual*	NONE	NONE	NONE
Precipitate	scalar	Visual*	NONE	NONE	NONE
Silt	scalar	Visual*	NONE	NONE	NONE
Debris	scalar	Visual*	NONE	NONE	NONE
Sand/Dirt	scalar	Visual*	NONE	NONE	NONE
Appearance	scalar	Visual*	NORML	NORML	NORML
Odor	scalar	Visual*	NORML	NORML	NORML
Emulsified Water	scalar	Visual*	>0.2	NEG	NEG
Free Water	scalar	Visual*		NEG	NEG

FLUID PROPERTIES	method	limit/base	current	history1	history2
Visc @ 40°C	cSt	ASTM D7279(m)	141.0	121	148

SAMPLE IMAGES	method	limit/base	current	history1	history2
---------------	--------	------------	---------	----------	----------



GRAPHS



Laboratory : WearCheck - C8-1175 Appleby Line, Burlington, ON L7L 5H9 **RONI/IRON SHORE EXCAVATING LTD.**
Sample No. : WC0872887 **Received** : 27 Dec 2023
Lab Number : 02605434 **Diagnosed** : 28 Dec 2023
Unique Number : 5698519 **Diagnostician** : Wes Davis
Test Package : MOBCE (Additional Tests: Visual)

To discuss this sample report, contact Customer Service at 1-800-268-2131.
 Test denoted (*) outside scope of accreditation, (m) method modified, (e) tested at external lab.
 Validity of results and interpretation are based on the sample and information as supplied.

Contact: Service Team
 service.team@roni.ca
 T:
 F: