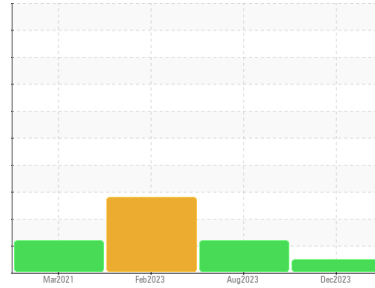




OIL ANALYSIS REPORT

Sample Rating Trend



NORMAL



Area
[6617]
 Machine Id
T38
 Component
Diesel Engine
 Fluid
CHEVRON DELO 400 SDE SAE 15W40 (--- GAL)

DIAGNOSIS

Recommendation

Resample at the next service interval to monitor.

Wear

All component wear rates are normal.

Contamination

There is no indication of any contamination in the oil.

Fluid Condition

The condition of the oil is acceptable for the time in service.

SAMPLE INFORMATION

| | method | limit/base | current | history1 | history2 |
|---------------|-------------|-------------|--------------------|-------------|-------------|
| Sample Number | Client Info | | WC0846147 | WC0790232 | WC0576470 |
| Sample Date | Client Info | | 18 Dec 2023 | 31 Aug 2023 | 09 Feb 2023 |
| Machine Age | kms | Client Info | 473977 | 462963 | 271958 |
| Oil Age | kms | Client Info | 0 | 0 | 0 |
| Oil Changed | Client Info | | Not Chngd | Not Chngd | Not Chngd |
| Sample Status | | | NORMAL | ABNORMAL | ABNORMAL |

CONTAMINATION

| | method | limit/base | current | history1 | history2 |
|--------|-----------|------------|----------------|----------|----------|
| Fuel | WC Method | >3.0 | <1.0 | ▲ 1.2 | ▲ 2.3 |
| Water | WC Method | >0.2 | NEG | NEG | NEG |
| Glycol | WC Method | | NEG | NEG | NEG |

WEAR METALS

| | method | limit/base | current | history1 | history2 | |
|-----------|--------|---------------|---------|--------------|----------|----|
| Iron | ppm | ASTM D5185(m) | >90 | 12 | 8 | 10 |
| Chromium | ppm | ASTM D5185(m) | >20 | <1 | <1 | <1 |
| Nickel | ppm | ASTM D5185(m) | >2 | <1 | 0 | 0 |
| Titanium | ppm | ASTM D5185(m) | >2 | 0 | 0 | <1 |
| Silver | ppm | ASTM D5185(m) | >2 | 0 | <1 | 0 |
| Aluminum | ppm | ASTM D5185(m) | >20 | 5 | 2 | 2 |
| Lead | ppm | ASTM D5185(m) | >40 | <1 | 0 | 0 |
| Copper | ppm | ASTM D5185(m) | >330 | <1 | <1 | <1 |
| Tin | ppm | ASTM D5185(m) | >15 | 0 | 0 | <1 |
| Antimony | ppm | ASTM D5185(m) | | 0 | 0 | <1 |
| Vanadium | ppm | ASTM D5185(m) | | 0 | 0 | 0 |
| Beryllium | ppm | ASTM D5185(m) | | 0 | 0 | 0 |
| Cadmium | ppm | ASTM D5185(m) | | 0 | 0 | 0 |

ADDITIVES

| | method | limit/base | current | history1 | history2 | |
|------------|--------|---------------|---------|--------------|----------|--------|
| Boron | ppm | ASTM D5185(m) | | 247 | 24 | ▲ 75 |
| Barium | ppm | ASTM D5185(m) | | 0 | 0 | 0 |
| Molybdenum | ppm | ASTM D5185(m) | | 115 | 62 | 50 |
| Manganese | ppm | ASTM D5185(m) | | 0 | <1 | <1 |
| Magnesium | ppm | ASTM D5185(m) | | 656 | 924 | ▲ 984 |
| Calcium | ppm | ASTM D5185(m) | | 1505 | 1043 | 1143 |
| Phosphorus | ppm | ASTM D5185(m) | 760 | 716 | 995 | ▲ 1075 |
| Zinc | ppm | ASTM D5185(m) | 800 | 813 | 1116 | ▲ 1144 |
| Sulfur | ppm | ASTM D5185(m) | 3000 | 2201 | 2494 | 2917 |
| Lithium | ppm | ASTM D5185(m) | | <1 | <1 | <1 |

CONTAMINANTS

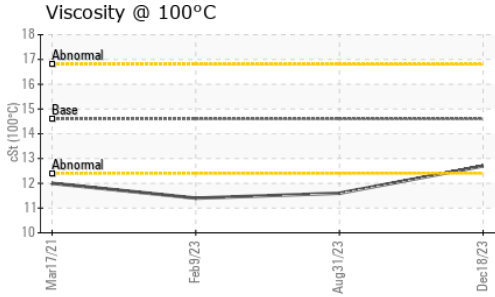
| | method | limit/base | current | history1 | history2 | |
|-----------|--------|---------------|---------|----------|----------|----|
| Silicon | ppm | ASTM D5185(m) | >25 | 5 | 3 | 7 |
| Sodium | ppm | ASTM D5185(m) | | 1 | 1 | 2 |
| Potassium | ppm | ASTM D5185(m) | >20 | 4 | 1 | <1 |

INFRA-RED

| | method | limit/base | current | history1 | history2 | |
|-----------|---------|-------------|---------|-------------|----------|------|
| Soot % | % | ASTM D7844* | >6 | 0.3 | 0.1 | 0.2 |
| Nitration | Abs/cm | ASTM D7624* | >20 | 7.5 | 6.8 | 9.1 |
| Sulfation | Abs.1mm | ASTM D7415* | >30 | 22.9 | 20.3 | 21.5 |



OIL ANALYSIS REPORT

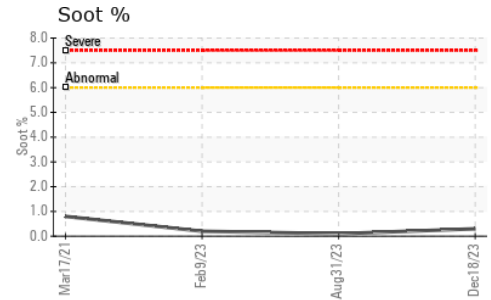
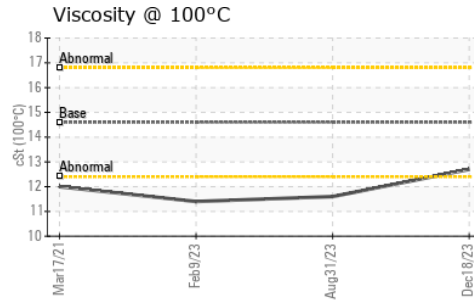
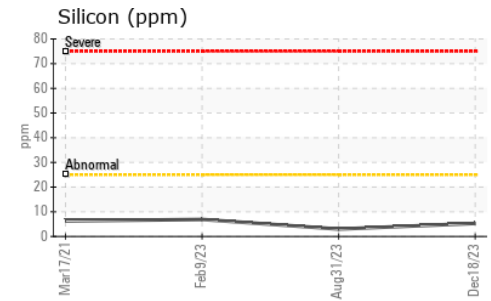
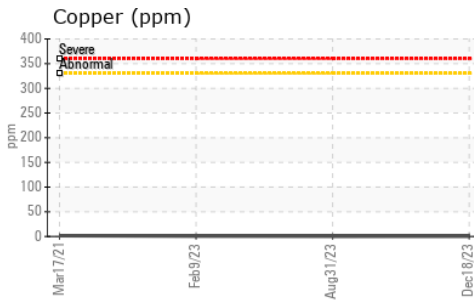
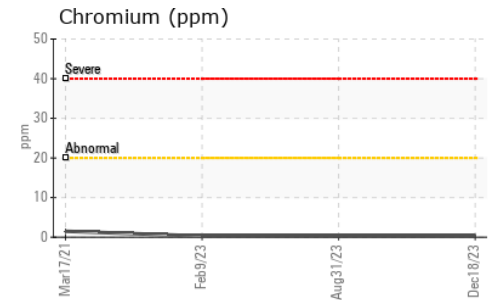
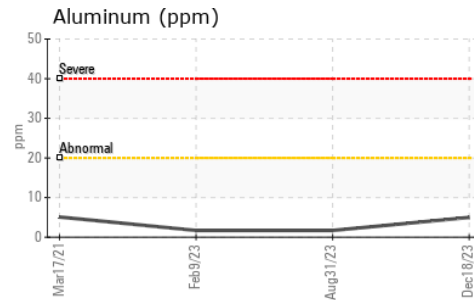
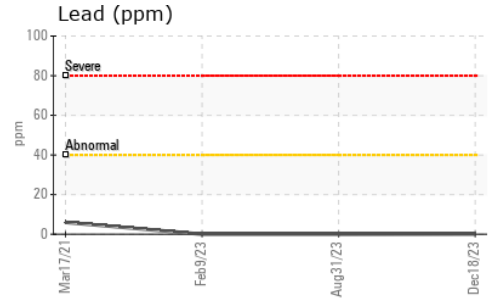
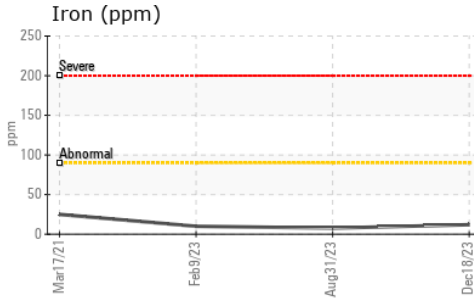


| FLUID DEGRADATION | | method | limit/base | current | history1 | history2 |
|-------------------|----------|-------------|------------|-------------|----------|----------|
| Oxidation | Abs./1mm | ASTM D7414* | >25 | 16.2 | 14.5 | 16.5 |

| VISUAL | | method | limit/base | current | history1 | history2 |
|------------------|--------|---------|------------|------------|----------|----------|
| Emulsified Water | scalar | Visual* | >0.2 | NEG | NEG | NEG |
| Free Water | scalar | Visual* | | NEG | NEG | NEG |

| FLUID PROPERTIES | | method | limit/base | current | history1 | history2 |
|------------------|-----|---------------|------------|-------------|----------|----------|
| Visc @ 100°C | cSt | ASTM D7279(m) | 14.6 | 12.7 | ▲ 11.6 | ▲ 11.4 |

GRAPHS



Laboratory : WearCheck - C8-1175 Appleby Line, Burlington, ON L7L 5H9
Sample No. : WC0846147 **Received** : 02 Jan 2024
Lab Number : **02605836** **Diagnosed** : 02 Jan 2024
Unique Number : 5706922 **Diagnostician** : Wes Davis
Test Package : MOB 1

CANADA CLEAN FUELS
 4425 CHESSWOOD DR
 TORONTO, ON
 CA M3J 2C2
 Contact: Aldo Bellisario
 aldo@canadacleanfuels.com
 T: (416)521-9533
 F: (416)521-9368

To discuss this sample report, contact Customer Service at 1-800-268-2131.
 Test denoted (*) outside scope of accreditation, (m) method modified, (e) tested at external lab.
 Validity of results and interpretation are based on the sample and information as supplied.