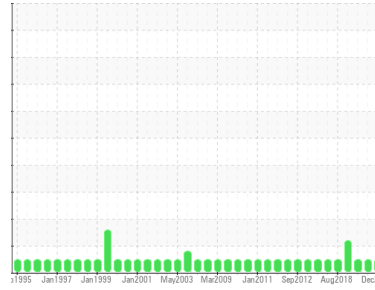




OIL ANALYSIS REPORT

Sample Rating Trend



NORMAL



Area
72 MACHINE ROOM
 Machine Id
3rd Press Section (Reducer) (S/N 725106)
 Component
Gear Reducer
 Fluid
ESSO SPARTAN EP 220 (20 GAL)

DIAGNOSIS

Recommendation

Resample at the next service interval to monitor.

Wear

All component wear rates are normal.

Contamination

There is no indication of any contamination in the oil.

Fluid Condition

The AN level is acceptable for this fluid. The condition of the oil is suitable for further service.

SAMPLE INFORMATION		method	limit/base	current	history1	history2
Sample Number	Client Info			WC	WC0789976	WC
Sample Date	Client Info			26 Dec 2023	08 May 2023	06 Nov 2022
Machine Age	hrs	Client Info		0	0	0
Oil Age	hrs	Client Info		0	0	0
Oil Changed	Client Info			N/A	N/A	N/A
Sample Status				NORMAL	NORMAL	NORMAL

CONTAMINATION		method	limit/base	current	history1	history2
Water	WC Method		>0.2	NEG	NEG	NEG

WEAR METALS		method	limit/base	current	history1	history2
PQ		ASTM D8184*		56	65	56
Iron	ppm	ASTM D5185(m)	>250	187	168	149
Chromium	ppm	ASTM D5185(m)	>5	1	1	1
Nickel	ppm	ASTM D5185(m)	>5	2	2	2
Titanium	ppm	ASTM D5185(m)		0	<1	<1
Silver	ppm	ASTM D5185(m)		0	0	0
Aluminum	ppm	ASTM D5185(m)	>20	<1	<1	<1
Lead	ppm	ASTM D5185(m)	>50	28	27	26
Copper	ppm	ASTM D5185(m)	>50	<1	<1	<1
Tin	ppm	ASTM D5185(m)	>5	0	0	0
Antimony	ppm	ASTM D5185(m)	>5	0	0	0
Vanadium	ppm	ASTM D5185(m)		0	0	0
Beryllium	ppm	ASTM D5185(m)		0	0	0
Cadmium	ppm	ASTM D5185(m)		0	0	0

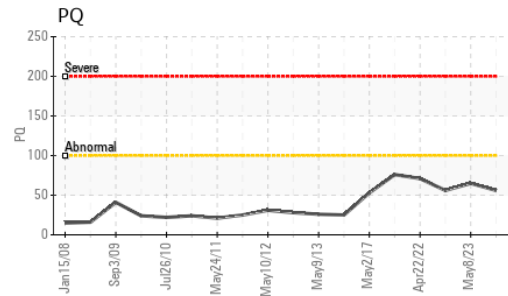
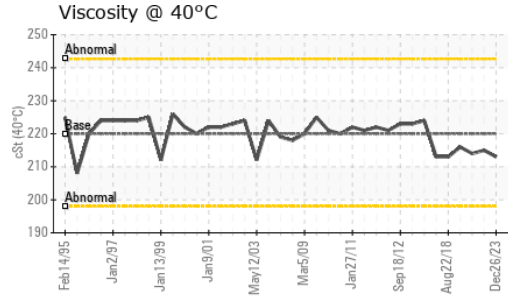
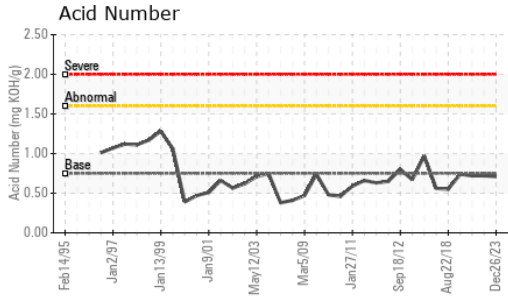
ADDITIVES		method	limit/base	current	history1	history2
Boron	ppm	ASTM D5185(m)	.5	12	10	13
Barium	ppm	ASTM D5185(m)		0	0	0
Molybdenum	ppm	ASTM D5185(m)	0	0	<1	<1
Manganese	ppm	ASTM D5185(m)		<1	1	<1
Magnesium	ppm	ASTM D5185(m)	0	<1	<1	0
Calcium	ppm	ASTM D5185(m)	1.7	19	20	19
Phosphorus	ppm	ASTM D5185(m)	250	319	347	348
Zinc	ppm	ASTM D5185(m)	.3	25	24	24
Sulfur	ppm	ASTM D5185(m)		15675	15721	15654
Lithium	ppm	ASTM D5185(m)		<1	<1	<1

CONTAMINANTS		method	limit/base	current	history1	history2
Silicon	ppm	ASTM D5185(m)	>60	4	3	3
Sodium	ppm	ASTM D5185(m)		<1	1	1
Potassium	ppm	ASTM D5185(m)	>20	0	<1	<1

FLUID DEGRADATION		method	limit/base	current	history1	history2
Acid Number (AN)	mg KOH/g	ASTM D974*	0.75	0.71	0.72	0.72



OIL ANALYSIS REPORT



VISUAL	method	limit/base	current	history1	history2
White Metal	scalar	Visual*	NONE	NONE	VLITE
Yellow Metal	scalar	Visual*	NONE	NONE	NONE
Precipitate	scalar	Visual*	NONE	NONE	NONE
Silt	scalar	Visual*	NONE	NONE	NONE
Debris	scalar	Visual*	NONE	NONE	NONE
Sand/Dirt	scalar	Visual*	NONE	NONE	NONE
Appearance	scalar	Visual*	NORML	NORML	NORML
Odor	scalar	Visual*	NORML	NORML	NORML
Emulsified Water	scalar	Visual*	>0.2	NEG	NEG
Free Water	scalar	Visual*		NEG	NEG

FLUID PROPERTIES	method	limit/base	current	history1	history2	
Visc @ 40°C	cSt	ASTM D7279(m)	220	213	215	214

SAMPLE IMAGES	method	limit/base	current	history1	history2
---------------	--------	------------	---------	----------	----------

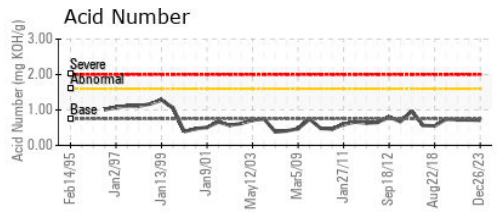
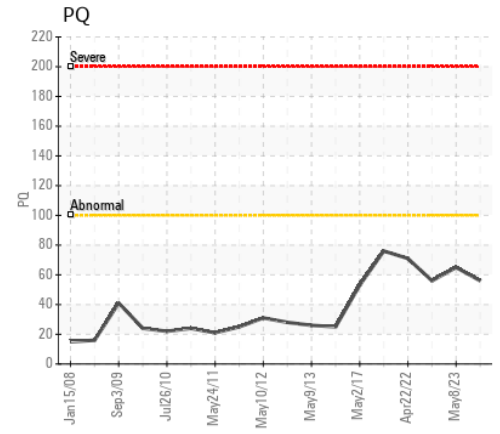
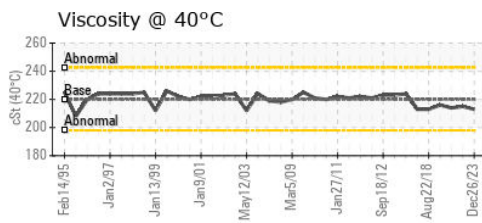
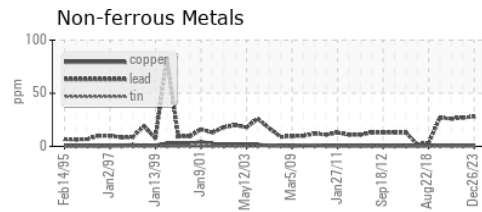
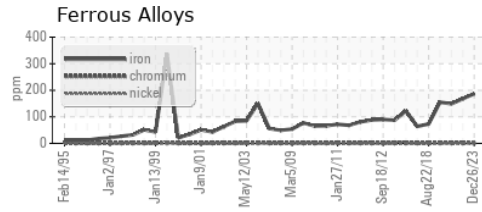
Color

Bottom

PrtFilter

no image no image no image

GRAPHS



Laboratory : WearCheck - C8-1175 Appleby Line, Burlington, ON L7L 5H9
Sample No. : WC
Lab Number : 02606286
Unique Number : 5707372
Test Package : IND 2 (Additional Tests: TAN Man)

AV GROUP NB INC.
 103 PINDER ROAD,, NACKAWIC MILL
 NACKAWIC, NB
 CA E6G 1W4
 Contact: Basil Fadulalla
 basil.fadulalla@adityabirla.com

To discuss this sample report, contact Customer Service at 1-800-268-2131.
 Test denoted (*) outside scope of accreditation, (m) method modified, (e) tested at external lab.
 Validity of results and interpretation are based on the sample and information as supplied.