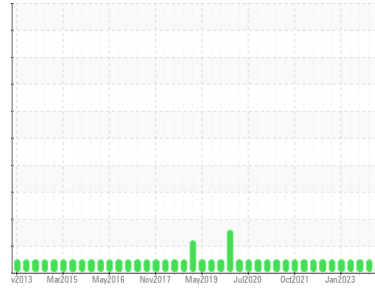




# OIL ANALYSIS REPORT

Sample Rating Trend



**NORMAL**



Area  
**SAB2**  
 Machine Id  
**SAB2 G25 Governor Lube**  
 Component  
**Governor System**  
 Fluid  
**ESSO TERESSO ISO 46 (6160 LTR)**

## DIAGNOSIS

### Recommendation

Resample at the next service interval to monitor. Please contact your representative for information regarding the proper sampling kits for your service. NOTE: We recommend using IND 3 test kits, this testkit includes Analytical Ferrography which provides a detailed morphological analysis of wear particles present in the fluid.

### Wear

Component wear rates appear to be normal (unconfirmed).

### Contamination

The system cleanliness is acceptable for your target ISO 4406 cleanliness code. The system and fluid cleanliness is acceptable.

### Fluid Condition

The AN level is acceptable for this fluid. The condition of the oil is suitable for further service.

SAMPLE INFORMATION		method	limit/base	current	history1	history2
Sample Number	Client Info			<b>WC0801624</b>	WC0858105	WC0830405
Sample Date	Client Info			<b>07 Jan 2024</b>	25 Oct 2023	31 Jul 2023
Machine Age	hrs	Client Info		<b>0</b>	0	0
Oil Age	hrs	Client Info		<b>0</b>	0	0
Oil Changed	Client Info			<b>N/A</b>	N/A	N/A
Sample Status				<b>NORMAL</b>	NORMAL	NORMAL

CONTAMINATION		method	limit/base	current	history1	history2
Water	WC Method		>0.1	<b>NEG</b>	NEG	NEG

WEAR METALS		method	limit/base	current	history1	history2
Iron	ppm	ASTM D5185(m)	>50	<b>&lt;1</b>	<1	1
Chromium	ppm	ASTM D5185(m)	>10	<b>0</b>	0	0
Nickel	ppm	ASTM D5185(m)	>10	<b>&lt;1</b>	0	<1
Titanium	ppm	ASTM D5185(m)		<b>0</b>	0	0
Silver	ppm	ASTM D5185(m)		<b>0</b>	<1	0
Aluminum	ppm	ASTM D5185(m)	>3	<b>&lt;1</b>	0	<1
Lead	ppm	ASTM D5185(m)	>75	<b>1</b>	1	1
Copper	ppm	ASTM D5185(m)	>15	<b>&lt;1</b>	<1	<1
Tin	ppm	ASTM D5185(m)	>55	<b>0</b>	0	0
Antimony	ppm	ASTM D5185(m)	>5	<b>0</b>	0	0
Vanadium	ppm	ASTM D5185(m)		<b>0</b>	0	0
Beryllium	ppm	ASTM D5185(m)		<b>0</b>	0	0
Cadmium	ppm	ASTM D5185(m)		<b>0</b>	0	0

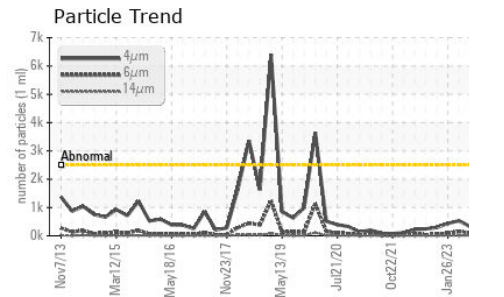
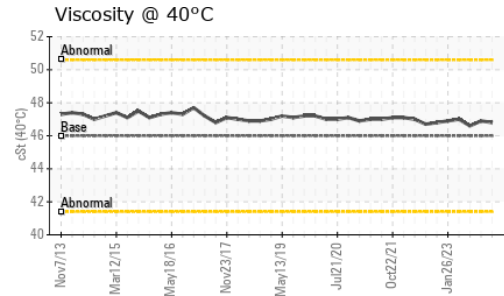
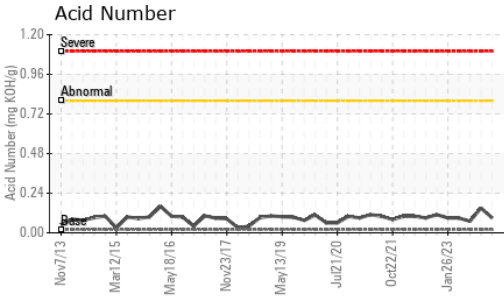
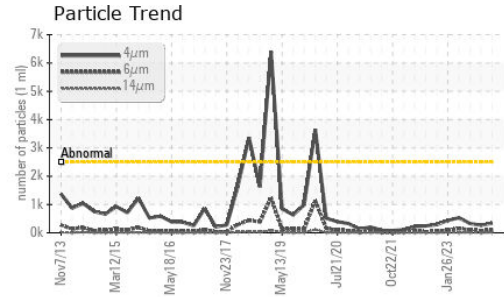
ADDITIVES		method	limit/base	current	history1	history2
Boron	ppm	ASTM D5185(m)	0	<b>0</b>	<1	<1
Barium	ppm	ASTM D5185(m)		<b>0</b>	<1	0
Molybdenum	ppm	ASTM D5185(m)	0	<b>0</b>	0	0
Manganese	ppm	ASTM D5185(m)		<b>0</b>	0	0
Magnesium	ppm	ASTM D5185(m)	0	<b>0</b>	0	<1
Calcium	ppm	ASTM D5185(m)	0	<b>&lt;1</b>	<1	<1
Phosphorus	ppm	ASTM D5185(m)	2.4	<b>2</b>	3	3
Zinc	ppm	ASTM D5185(m)	0	<b>&lt;1</b>	<1	2
Sulfur	ppm	ASTM D5185(m)		<b>1303</b>	1224	1339
Lithium	ppm	ASTM D5185(m)		<b>&lt;1</b>	<1	<1

CONTAMINANTS		method	limit/base	current	history1	history2
Silicon	ppm	ASTM D5185(m)	>8	<b>0</b>	<1	<1
Sodium	ppm	ASTM D5185(m)		<b>0</b>	0	0
Potassium	ppm	ASTM D5185(m)	>20	<b>&lt;1</b>	0	<1

FLUID CLEANLINESS		method	limit/base	current	history1	history2
Particles >4µm		ASTM D7647	>2500	<b>339</b>	268	329
Particles >6µm		ASTM D7647	>640	<b>108</b>	73	103
Particles >14µm		ASTM D7647	>80	<b>16</b>	6	13
Particles >21µm		ASTM D7647	>20	<b>5</b>	2	3
Particles >38µm		ASTM D7647	>4	<b>0</b>	1	0
Particles >71µm		ASTM D7647	>3	<b>0</b>	1	0
Oil Cleanliness		ISO 4406 (c)	>18/16/13	<b>16/14/11</b>	15/13/10	16/14/11



# OIL ANALYSIS REPORT




FLUID DEGRADATION		method	limit/base	current	history1	history2
Acid Number (AN)	mg KOH/g	ASTM D974*	0.02	<b>0.09</b>	0.15	0.07

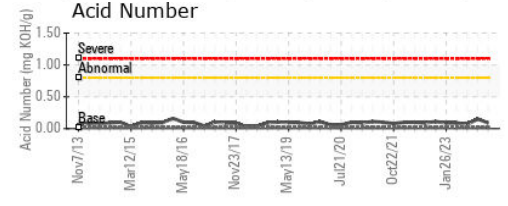
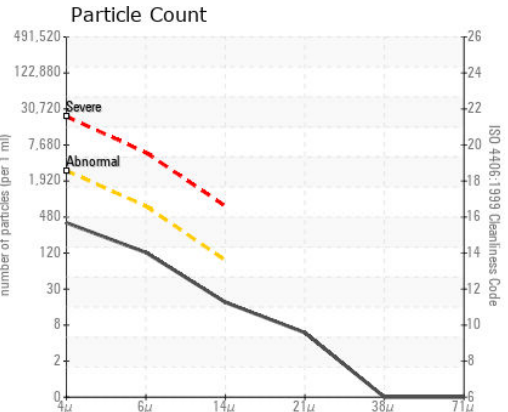
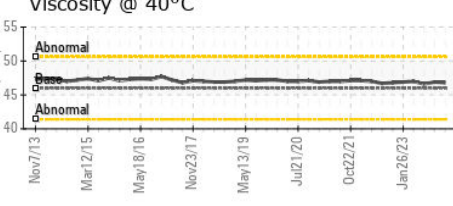
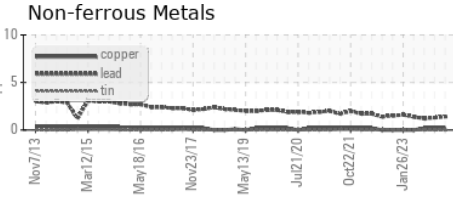
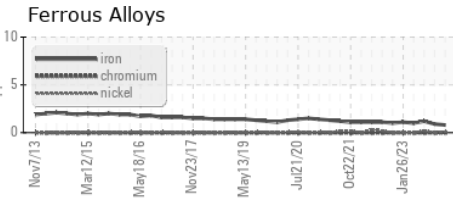
VISUAL		method	limit/base	current	history1	history2
White Metal	scalar	Visual*	NONE	<b>NONE</b>	NONE	NONE
Yellow Metal	scalar	Visual*	NONE	<b>NONE</b>	NONE	NONE
Precipitate	scalar	Visual*	NONE	<b>NONE</b>	NONE	NONE
Silt	scalar	Visual*	NONE	<b>NONE</b>	NONE	NONE
Debris	scalar	Visual*	NONE	<b>NONE</b>	NONE	NONE
Sand/Dirt	scalar	Visual*	NONE	<b>NONE</b>	NONE	NONE
Appearance	scalar	Visual*	NORML	<b>NORML</b>	NORML	NORML
Odor	scalar	Visual*	NORML	<b>NORML</b>	NORML	NORML
Emulsified Water	scalar	Visual*	>0.1	<b>NEG</b>	NEG	NEG
Free Water	scalar	Visual*		<b>NEG</b>	NEG	NEG

FLUID PROPERTIES		method	limit/base	current	history1	history2
Visc @ 40°C	cSt	ASTM D7279(m)	46	<b>46.8</b>	46.9	46.6

### SAMPLE IMAGES



### GRAPHS



**Laboratory** : WearCheck - C8-1175 Appleby Line, Burlington, ON L7L 5H9  
**Sample No.** : WC0801624 **Received** : 08 Jan 2024  
**Lab Number** : **02607055** **Diagnosed** : 09 Jan 2024  
**Unique Number** : 5708141 **Diagnostician** : Kevin Marson  
**Test Package** : IND 2 ( Additional Tests: TAN Man )

**Ontario Power Generation**  
 NIAGARA PLANT GROUP, 14000 NIAGARA PKWY  
 NIAGARA ON THE LAKE, ON  
 CA L0S 1J0  
 Contact: Alex Courtemanche  
 alex.courtemanche@opg.com  
 T: (905)357-0322  
 F: (905)357-6558

To discuss this sample report, contact Customer Service at 1-800-268-2131.  
 Test denoted (\*) outside scope of accreditation, (m) method modified, (e) tested at external lab.  
 Validity of results and interpretation are based on the sample and information as supplied.