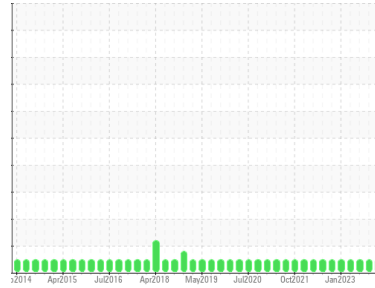




# OIL ANALYSIS REPORT

Sample Rating Trend



**NORMAL**



Area  
**SAB2**  
 Machine Id  
**SAB2 G11 Governor**  
 Component  
**Hydraulic System**  
 Fluid  
**ESSO TERESSO ISO 46 (6160 LTR)**

## DIAGNOSIS

### Recommendation

Resample at the next service interval to monitor. Please contact your representative for information regarding the proper sampling kits for your service. NOTE: We recommend using IND 3 test kits, this testkit includes Analytical Ferrography which provides a detailed morphological analysis of wear particles present in the fluid.

### Wear

Component wear rates appear to be normal (unconfirmed).

### Contamination

The system cleanliness is acceptable for your target ISO 4406 cleanliness code. The system and fluid cleanliness is acceptable.

### Fluid Condition

The AN level is acceptable for this fluid. The condition of the oil is suitable for further service.

## SAMPLE INFORMATION

method	limit/base	current	history1	history2
Sample Number	Client Info	<b>WC0801599</b>	WC0858056	WC0830356
Sample Date	Client Info	<b>07 Jan 2024</b>	25 Oct 2023	31 Jul 2023
Machine Age	hrs	<b>0</b>	0	0
Oil Age	hrs	<b>0</b>	0	0
Oil Changed	Client Info	<b>N/A</b>	N/A	N/A
Sample Status		<b>NORMAL</b>	NORMAL	NORMAL

## CONTAMINATION

method	limit/base	current	history1	history2
Water	WC Method >0.05	<b>NEG</b>	NEG	NEG

## WEAR METALS

method	limit/base	current	history1	history2
Iron	ppm ASTM D5185(m) >20	<b>&lt;1</b>	<1	<1
Chromium	ppm ASTM D5185(m) >20	<b>0</b>	0	0
Nickel	ppm ASTM D5185(m) >20	<b>&lt;1</b>	<1	0
Titanium	ppm ASTM D5185(m)	<b>0</b>	0	0
Silver	ppm ASTM D5185(m)	<b>0</b>	<1	<1
Aluminum	ppm ASTM D5185(m) >20	<b>&lt;1</b>	0	<1
Lead	ppm ASTM D5185(m) >20	<b>&lt;1</b>	<1	<1
Copper	ppm ASTM D5185(m) >20	<b>0</b>	<1	<1
Tin	ppm ASTM D5185(m) >20	<b>0</b>	0	0
Antimony	ppm ASTM D5185(m)	<b>0</b>	0	0
Vanadium	ppm ASTM D5185(m)	<b>0</b>	0	0
Beryllium	ppm ASTM D5185(m)	<b>0</b>	0	0
Cadmium	ppm ASTM D5185(m)	<b>0</b>	0	0

## ADDITIVES

method	limit/base	current	history1	history2
Boron	ppm ASTM D5185(m) 0	<b>0</b>	<1	<1
Barium	ppm ASTM D5185(m)	<b>0</b>	<1	0
Molybdenum	ppm ASTM D5185(m) 0	<b>0</b>	0	0
Manganese	ppm ASTM D5185(m)	<b>0</b>	0	0
Magnesium	ppm ASTM D5185(m) 0	<b>0</b>	0	<1
Calcium	ppm ASTM D5185(m) 0	<b>0</b>	<1	6
Phosphorus	ppm ASTM D5185(m) 2.4	<b>&lt;1</b>	1	3
Zinc	ppm ASTM D5185(m) 0	<b>&lt;1</b>	<1	3
Sulfur	ppm ASTM D5185(m)	<b>1946</b>	1841	2001
Lithium	ppm ASTM D5185(m)	<b>&lt;1</b>	<1	<1

## CONTAMINANTS

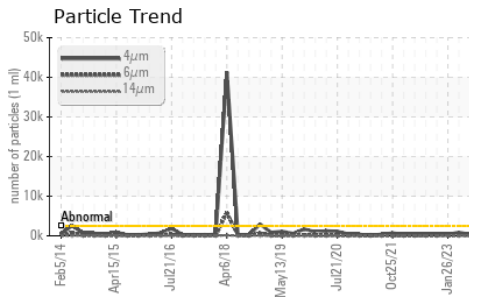
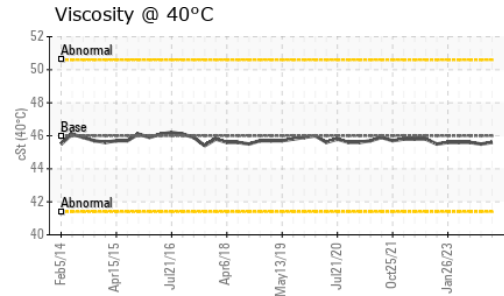
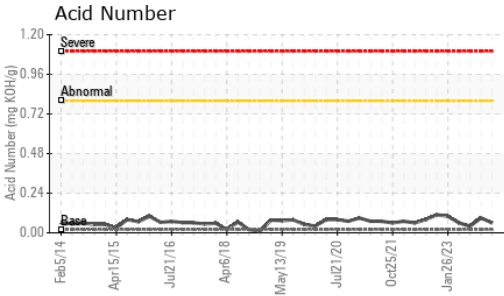
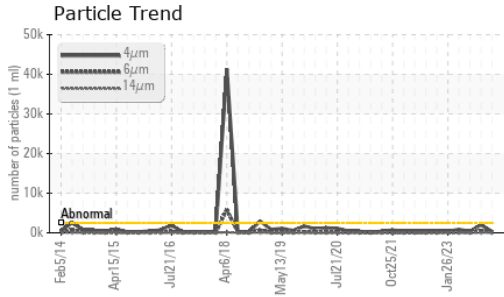
method	limit/base	current	history1	history2
Silicon	ppm ASTM D5185(m) >15	<b>0</b>	0	0
Sodium	ppm ASTM D5185(m)	<b>0</b>	0	0
Potassium	ppm ASTM D5185(m) >20	<b>&lt;1</b>	0	<1

## FLUID CLEANLINESS

method	limit/base	current	history1	history2
Particles >4µm	ASTM D7647 >2500	<b>314</b>	2025	335
Particles >6µm	ASTM D7647 >640	<b>112</b>	545	64
Particles >14µm	ASTM D7647 >80	<b>14</b>	32	7
Particles >21µm	ASTM D7647 >20	<b>4</b>	8	3
Particles >38µm	ASTM D7647 >4	<b>1</b>	1	0
Particles >71µm	ASTM D7647 >3	<b>0</b>	0	0
Oil Cleanliness	ISO 4406 (c) >18/16/13	<b>15/14/11</b>	18/16/12	16/13/10



# OIL ANALYSIS REPORT




FLUID DEGRADATION		method	limit/base	current	history1	history2
Acid Number (AN)	mg KOH/g	ASTM D974*	0.02	<b>0.06</b>	0.09	0.04

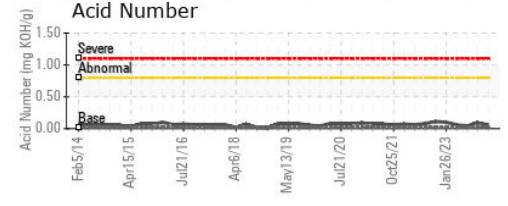
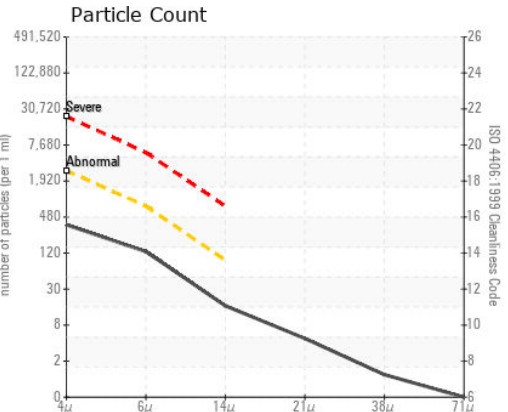
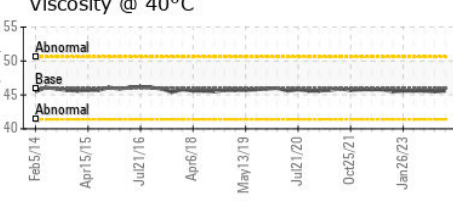
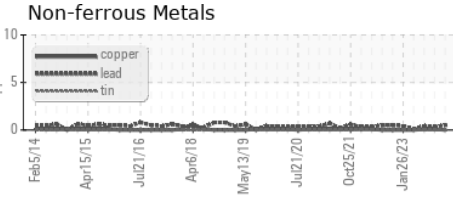
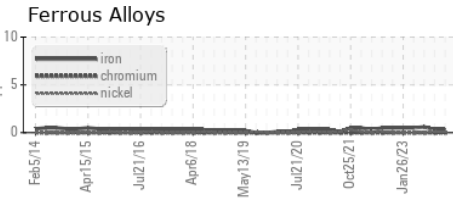
VISUAL		method	limit/base	current	history1	history2
White Metal	scalar	Visual*	NONE	<b>NONE</b>	NONE	NONE
Yellow Metal	scalar	Visual*	NONE	<b>NONE</b>	NONE	NONE
Precipitate	scalar	Visual*	NONE	<b>NONE</b>	NONE	NONE
Silt	scalar	Visual*	NONE	<b>NONE</b>	NONE	NONE
Debris	scalar	Visual*	NONE	<b>NONE</b>	NONE	NONE
Sand/Dirt	scalar	Visual*	NONE	<b>NONE</b>	NONE	VLITE
Appearance	scalar	Visual*	NORML	<b>NORML</b>	NORML	NORML
Odor	scalar	Visual*	NORML	<b>NORML</b>	NORML	NORML
Emulsified Water	scalar	Visual*	>0.05	<b>NEG</b>	NEG	NEG
Free Water	scalar	Visual*		<b>NEG</b>	NEG	NEG

FLUID PROPERTIES		method	limit/base	current	history1	history2
Visc @ 40°C	cSt	ASTM D7279(m)	46	<b>45.6</b>	45.5	45.6

### SAMPLE IMAGES



### GRAPHS



**Laboratory** : WearCheck - C8-1175 Appleby Line, Burlington, ON L7L 5H9  
**Sample No.** : WC0801599      **Received** : 08 Jan 2024  
**Lab Number** : **02607064**      **Diagnosed** : 09 Jan 2024  
**Unique Number** : 5708150      **Diagnostician** : Kevin Marson  
**Test Package** : IND 2 ( Additional Tests: TAN Man )

**Ontario Power Generation**  
 NIAGARA PLANT GROUP, 14000 NIAGARA PKWY  
 NIAGARA ON THE LAKE, ON  
 CA L0S 1J0  
 Contact: Michael Brochu  
 mike.brochu@opg.com  
 T: (905)357-0322  
 F: (905)374-5466

To discuss this sample report, contact Customer Service at 1-800-268-2131.  
 Test denoted (\*) outside scope of accreditation, (m) method modified, (e) tested at external lab.  
 Validity of results and interpretation are based on the sample and information as supplied.