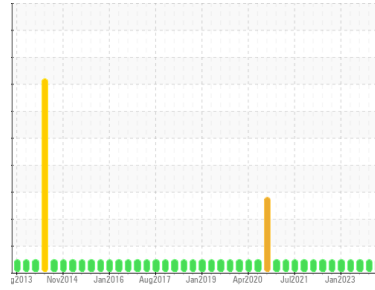




OIL ANALYSIS REPORT

Sample Rating Trend



NORMAL



Area
SAB2
Machine Id
SAB2 G25
Component
Turbine Bearing
Fluid
ESSO TERESSO ISO 46 (273 LTR)

DIAGNOSIS

Recommendation

Resample at the next service interval to monitor.

Wear

All component wear rates are normal.

Contamination

The system cleanliness is acceptable for your target ISO 4406 cleanliness code. The system and fluid cleanliness is acceptable.

Fluid Condition

The AN level is acceptable for this fluid. The condition of the oil is suitable for further service.

SAMPLE INFORMATION		method	limit/base	current	history1	history2
Sample Number	Client Info			WC0801626	WC0858107	WC0830407
Sample Date	Client Info			07 Jan 2024	25 Oct 2023	31 Jul 2023
Machine Age	hrs	Client Info		0	0	0
Oil Age	hrs	Client Info		0	0	0
Oil Changed	Client Info			N/A	N/A	N/A
Sample Status				NORMAL	NORMAL	NORMAL

CONTAMINATION		method	limit/base	current	history1	history2
Water	WC Method		>2	NEG	NEG	NEG

WEAR METALS		method	limit/base	current	history1	history2
Iron	ppm	ASTM D5185(m)	>7	1	1	2
Chromium	ppm	ASTM D5185(m)	>2	0	0	0
Nickel	ppm	ASTM D5185(m)	>2	<1	0	<1
Titanium	ppm	ASTM D5185(m)		0	0	0
Silver	ppm	ASTM D5185(m)		0	<1	0
Aluminum	ppm	ASTM D5185(m)	>2	<1	0	<1
Lead	ppm	ASTM D5185(m)	>33	<1	<1	<1
Copper	ppm	ASTM D5185(m)	>3	<1	<1	<1
Tin	ppm	ASTM D5185(m)	>6	0	0	0
Antimony	ppm	ASTM D5185(m)		0	0	0
Vanadium	ppm	ASTM D5185(m)		0	0	0
Beryllium	ppm	ASTM D5185(m)		0	0	0
Cadmium	ppm	ASTM D5185(m)		0	0	0

ADDITIVES		method	limit/base	current	history1	history2
Boron	ppm	ASTM D5185(m)	0	0	<1	<1
Barium	ppm	ASTM D5185(m)		0	<1	0
Molybdenum	ppm	ASTM D5185(m)	0	0	0	0
Manganese	ppm	ASTM D5185(m)		0	0	0
Magnesium	ppm	ASTM D5185(m)	0	0	0	0
Calcium	ppm	ASTM D5185(m)	0	<1	<1	<1
Phosphorus	ppm	ASTM D5185(m)	2.4	2	2	3
Zinc	ppm	ASTM D5185(m)	0	2	2	3
Sulfur	ppm	ASTM D5185(m)		1343	1276	1405
Lithium	ppm	ASTM D5185(m)		<1	<1	<1

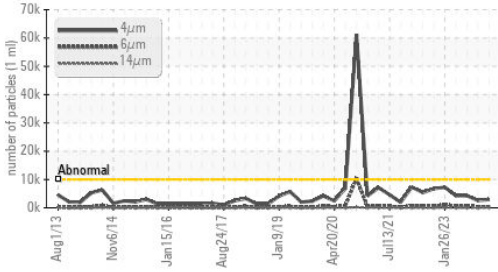
CONTAMINANTS		method	limit/base	current	history1	history2
Silicon	ppm	ASTM D5185(m)	>20	4	5	5
Sodium	ppm	ASTM D5185(m)		0	0	0
Potassium	ppm	ASTM D5185(m)	>20	<1	0	<1

FLUID CLEANLINESS		method	limit/base	current	history1	history2
Particles >4µm		ASTM D7647	>10000	2925	2589	4252
Particles >6µm		ASTM D7647	>1300	374	349	552
Particles >14µm		ASTM D7647	>160	7	11	16
Particles >21µm		ASTM D7647	>40	3	4	5
Particles >38µm		ASTM D7647	>10	1	1	0
Particles >71µm		ASTM D7647	>3	0	1	0
Oil Cleanliness		ISO 4406 (c)	>20/17/14	19/16/10	19/16/11	19/16/11

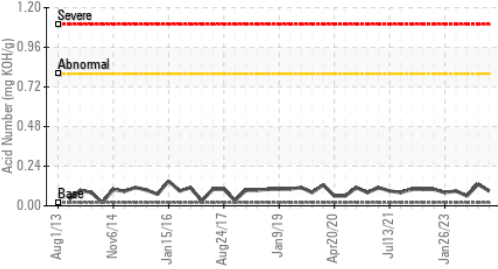


OIL ANALYSIS REPORT

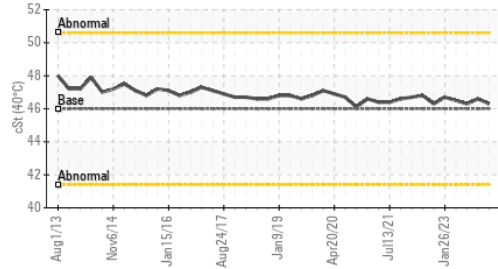
Particle Trend



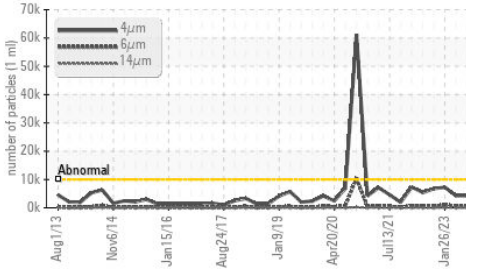
Acid Number



Viscosity @ 40°C



Particle Trend




FLUID DEGRADATION

method	limit/base	current	history1	history2	
Acid Number (AN) mg KOH/g	ASTM D974* 0.02	0.09	0.13	0.06	
VISUAL					
White Metal	scalar	Visual* NONE	NONE	NONE	NONE
Yellow Metal	scalar	Visual* NONE	NONE	NONE	NONE
Precipitate	scalar	Visual* NONE	NONE	NONE	NONE
Silt	scalar	Visual* NONE	NONE	NONE	NONE
Debris	scalar	Visual* NONE	NONE	NONE	NONE
Sand/Dirt	scalar	Visual* NONE	NONE	NONE	NONE
Appearance	scalar	Visual* NORML	NORML	NORML	NORML
Odor	scalar	Visual* NORML	NORML	NORML	NORML
Emulsified Water	scalar	Visual* >2	NEG	NEG	NEG
Free Water	scalar	Visual*	NEG	NEG	NEG

FLUID PROPERTIES

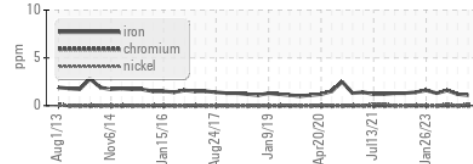
method	limit/base	current	history1	history2
Visc @ 40°C cSt	ASTM D7279(m) 46	46.3	46.6	46.3

SAMPLE IMAGES

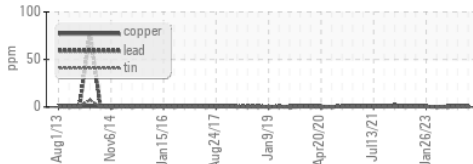


GRAPHS

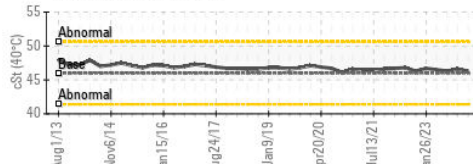
Ferrous Alloys



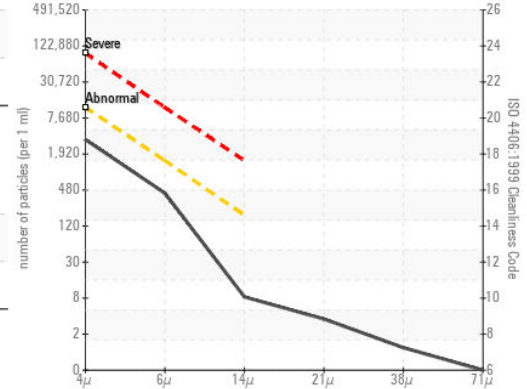
Non-ferrous Metals



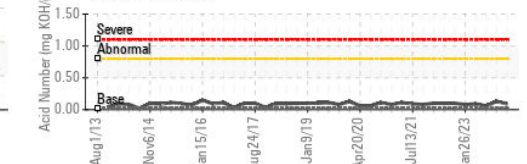
Viscosity @ 40°C



Particle Count



Acid Number



Laboratory : WearCheck - C8-1175 Appleby Line, Burlington, ON L7L 5H9
 Sample No. : WC0801626
 Lab Number : **02607100**
 Unique Number : 5708186
 Test Package : IND 2 (Additional Tests: TAN Man)

Ontario Power Generation
 NIAGARA PLANT GROUP, 14000 NIAGARA PKWY
 NIAGARA ON THE LAKE, ON
 CA L0S 1J0
 Contact: Alex Courtemanche
 alex.courtemanche@opg.com
 T: (905)357-0322
 F: (905)357-6558

To discuss this sample report, contact Customer Service at 1-800-268-2131.
 Test denoted (*) outside scope of accreditation, (m) method modified, (e) tested at external lab.
 Validity of results and interpretation are based on the sample and information as supplied.