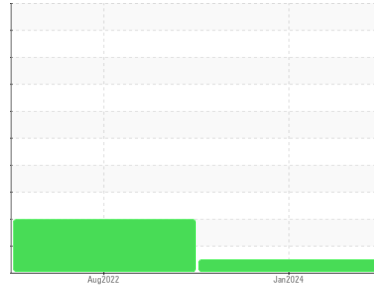




OIL ANALYSIS REPORT

Sample Rating Trend



NORMAL



Machine Id
SUPREME 2TM14021F

Component
Hydraulic System

Fluid
CHEVRON HYDRAULIC OIL AW ISO 46 (200 LTR)

DIAGNOSIS

Recommendation

Confirm the source of the lubricant being utilized for top-up/fill. Resample at the next service interval to monitor.

Wear

All component wear rates are normal.

Contamination

The system cleanliness is acceptable for your target ISO 4406 cleanliness code. The system and fluid cleanliness is acceptable.

Fluid Condition

Additive levels indicate the addition of a different brand, or type of oil. The condition of the oil is acceptable for the time in service.

SAMPLE INFORMATION		method	limit/base	current	history1	history2
Sample Number	Client Info			WC100631	WC0669682	---
Sample Date	Client Info			09 Jan 2024	15 Aug 2022	---
Machine Age	hrs	Client Info		4706	1140	---
Oil Age	hrs	Client Info		4706	1140	---
Oil Changed	Client Info			Not Chngd	Changed	---
Sample Status				NORMAL	ABNORMAL	---

CONTAMINATION		method	limit/base	current	history1	history2
Water	WC Method		>0.1	NEG	NEG	---

WEAR METALS		method	limit/base	current	history1	history2
Iron	ppm	ASTM D5185(m)	>20	16	6	---
Chromium	ppm	ASTM D5185(m)	>10	0	0	---
Nickel	ppm	ASTM D5185(m)	>10	<1	<1	---
Titanium	ppm	ASTM D5185(m)		0	0	---
Silver	ppm	ASTM D5185(m)		0	0	---
Aluminum	ppm	ASTM D5185(m)	>10	<1	<1	---
Lead	ppm	ASTM D5185(m)	>10	1	<1	---
Copper	ppm	ASTM D5185(m)	>75	3	2	---
Tin	ppm	ASTM D5185(m)	>10	0	0	---
Antimony	ppm	ASTM D5185(m)		0	0	---
Vanadium	ppm	ASTM D5185(m)		0	0	---
Beryllium	ppm	ASTM D5185(m)		0	0	---
Cadmium	ppm	ASTM D5185(m)		0	0	---

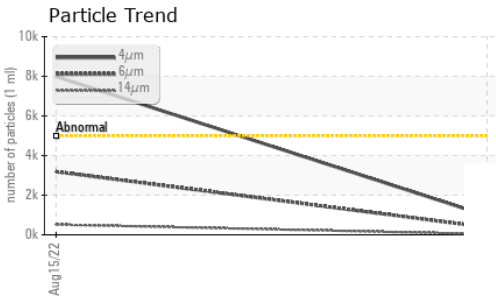
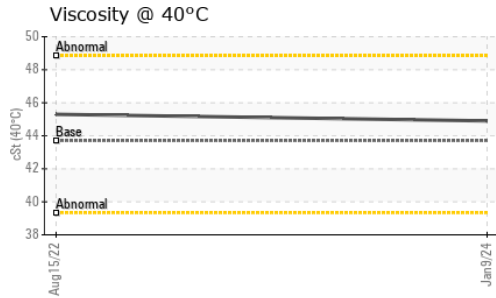
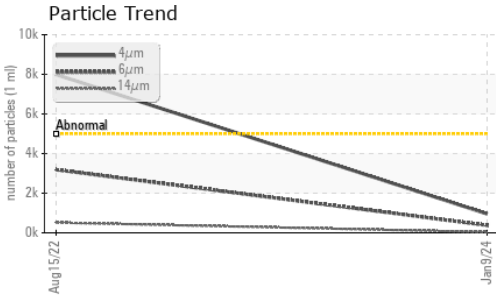
ADDITIVES		method	limit/base	current	history1	history2
Boron	ppm	ASTM D5185(m)		<1	<1	---
Barium	ppm	ASTM D5185(m)		0	0	---
Molybdenum	ppm	ASTM D5185(m)		<1	2	---
Manganese	ppm	ASTM D5185(m)		0	<1	---
Magnesium	ppm	ASTM D5185(m)		31	35	---
Calcium	ppm	ASTM D5185(m)		93	109	---
Phosphorus	ppm	ASTM D5185(m)		387	363	---
Zinc	ppm	ASTM D5185(m)		308	351	---
Sulfur	ppm	ASTM D5185(m)		713	813	---
Lithium	ppm	ASTM D5185(m)		<1	<1	---

CONTAMINANTS		method	limit/base	current	history1	history2
Silicon	ppm	ASTM D5185(m)	>20	1	2	---
Sodium	ppm	ASTM D5185(m)		<1	<1	---
Potassium	ppm	ASTM D5185(m)	>20	5	1	---

FLUID CLEANLINESS		method	limit/base	current	history1	history2
Particles >4µm		ASTM D7647	>5000	957	▲ 7991	---
Particles >6µm		ASTM D7647	>1300	375	▲ 3187	---
Particles >14µm		ASTM D7647	>160	35	▲ 516	---
Particles >21µm		ASTM D7647	>40	6	▲ 103	---
Particles >38µm		ASTM D7647	>10	1	2	---
Particles >71µm		ASTM D7647	>3	0	0	---
Oil Cleanliness		ISO 4406 (c)	>19/17/14	17/16/12	▲ 20/19/16	---




OIL ANALYSIS REPORT



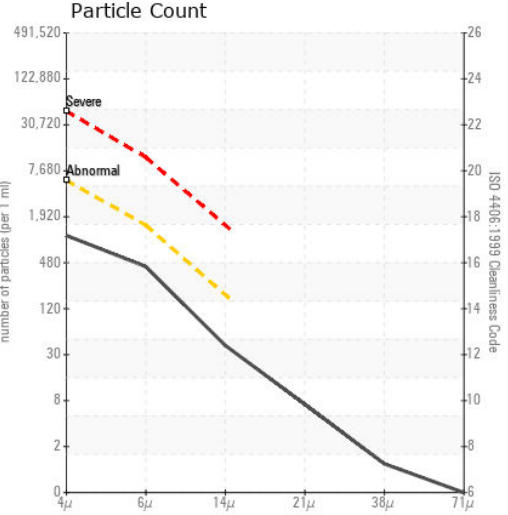
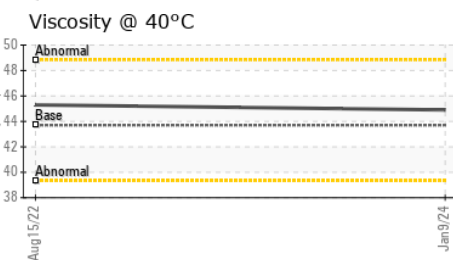
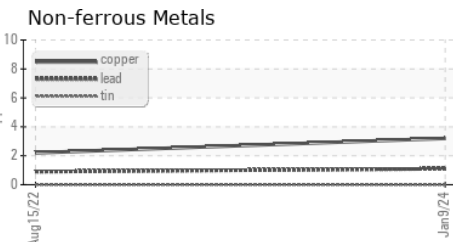
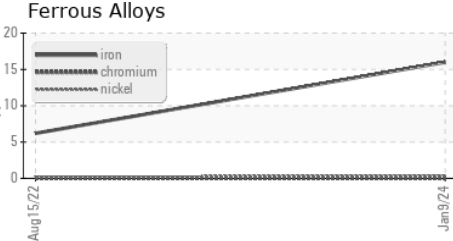
VISUAL	method	limit/base	current	history1	history2
White Metal	scalar	Visual*	NONE	NONE	---
Yellow Metal	scalar	Visual*	NONE	NONE	---
Precipitate	scalar	Visual*	NONE	NONE	---
Silt	scalar	Visual*	NONE	NONE	---
Debris	scalar	Visual*	NONE	NONE	---
Sand/Dirt	scalar	Visual*	NONE	NONE	---
Appearance	scalar	Visual*	NORML	NORML	---
Odor	scalar	Visual*	NORML	NORML	---
Emulsified Water	scalar	Visual*	>0.1	NEG	---
Free Water	scalar	Visual*		NEG	---

FLUID PROPERTIES	method	limit/base	current	history1	history2
Visc @ 40°C	cSt	ASTM D7279(m)	43.7	44.9	45.3

SAMPLE IMAGES	method	limit/base	current	history1	history2
---------------	--------	------------	---------	----------	----------



GRAPHS



Laboratory : WearCheck - C8-1175 Appleby Line, Burlington, ON L7L 5H9
Sample No. : WC100631 **Received** : 11 Jan 2024
Lab Number : 02608231 **Diagnosed** : 15 Jan 2024
Unique Number : 5709317 **Diagnostician** : Kevin Marson
Test Package : MOB 2

PALLISTER FARMS
 152577 SIDEROAD 15, SOUTHGATE TWP R.R. #1
 DUNDALK, ON
 CA N0C 1B0
 Contact: Les Seeley
 lestersee@yahoo.com
 T: (519)923-5811
 F: (519)923-5113

To discuss this sample report, contact Customer Service at 1-800-268-2131.
 Test denoted (*) outside scope of accreditation, (m) method modified, (e) tested at external lab.
 Validity of results and interpretation are based on the sample and information as supplied.