



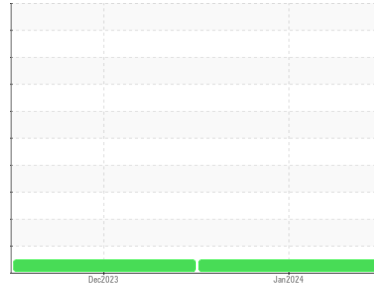
# OIL ANALYSIS REPORT

Sample Rating Trend

**NORMAL**



Area  
**(N4198M)**  
 Machine Id  
**[N4198M] BOMBARDIER DASH 8 Q-400 PCE-FA0441**  
 Component  
**Left Jet Turbine**  
 Fluid  
**EASTMAN TURBO OIL 2380 (--- GAL)**



## DIAGNOSIS

### Recommendation

Resample at the next service interval to monitor.  
 NOTE: Please provide information regarding reservoir capacity, filter type and micron rating with next sample.

### Wear

All component wear rates are normal. The ferrography results are normal indicating no abnormal wear in the system.

### Contaminants

The water content is negligible. There is no indication of any contamination in the oil.

### Oil Condition

The AN level is acceptable for this fluid. The condition of the oil is suitable for further service.

## SAMPLE INFORMATION

	method	limit/base	current	history1	history2
Sample Number	Client Info		<b>WC0853663</b>	WC0853666	---
Sample Date	Client Info		<b>12 Jan 2024</b>	04 Dec 2023	---
TSN	hrs	Client Info	<b>0</b>	0	---
TSO	hrs	Client Info	<b>0</b>	0	---
Oil Age	hrs	Client Info	<b>0</b>	0	---
Oil Changed		Client Info	<b>N/A</b>	N/A	---
Sample Status			<b>NORMAL</b>	NORMAL	---

## WEAR METALS

	method	limit/base	current	history1	history2
Iron	ppm	ASTM D5185(m) >8	<b>0</b>	0	---
Chromium	ppm	ASTM D5185(m) >2	<b>0</b>	0	---
Nickel	ppm	ASTM D5185(m) >2	<b>0</b>	0	---
Titanium	ppm	ASTM D5185(m) >2	<b>0</b>	0	---
Silver	ppm	ASTM D5185(m) >2	<b>0</b>	<1	---
Aluminum	ppm	ASTM D5185(m) >2	<b>&lt;1</b>	<1	---
Lead	ppm	ASTM D5185(m) >3	<b>0</b>	<1	---
Copper	ppm	ASTM D5185(m) >3	<b>0</b>	<1	---
Tin	ppm	ASTM D5185(m) >2	<b>0</b>	0	---
Antimony	ppm	ASTM D5185(m)	<b>0</b>	0	---
Vanadium	ppm	ASTM D5185(m)	<b>0</b>	0	---
Beryllium	ppm	ASTM D5185(m)	<b>0</b>	0	---
Cadmium	ppm	ASTM D5185(m)	<b>0</b>	0	---

## ADDITIVES

	method	limit/base	current	history1	history2
Boron	ppm	ASTM D5185(m) 0	<b>&lt;1</b>	<1	---
Barium	ppm	ASTM D5185(m) 0	<b>0</b>	<1	---
Molybdenum	ppm	ASTM D5185(m) 0	<b>0</b>	0	---
Manganese	ppm	ASTM D5185(m)	<b>0</b>	0	---
Magnesium	ppm	ASTM D5185(m) 0	<b>0</b>	0	---
Calcium	ppm	ASTM D5185(m) 0	<b>0</b>	0	---
Phosphorus	ppm	ASTM D5185(m) 2500	<b>2661</b>	2584	---
Zinc	ppm	ASTM D5185(m) 0	<b>&lt;1</b>	<1	---
Sulfur	ppm	ASTM D5185(m) 0	<b>0</b>	<1	---
Lithium	ppm	ASTM D5185(m)	<b>&lt;1</b>	<1	---

## CONTAMINANTS

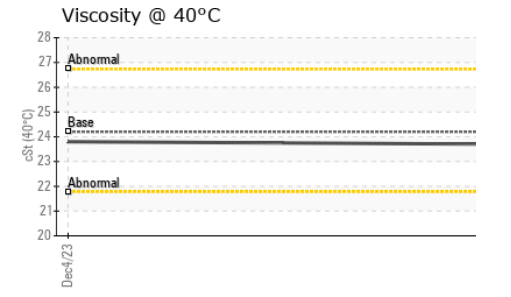
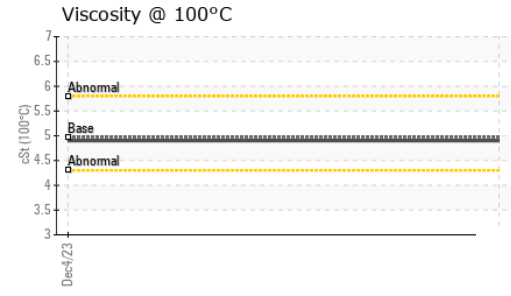
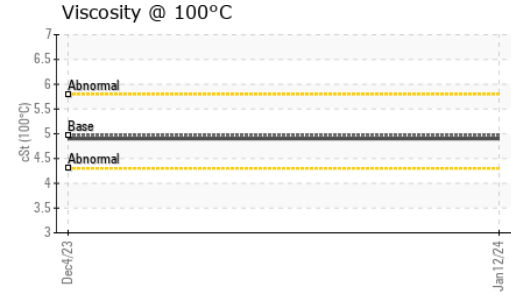
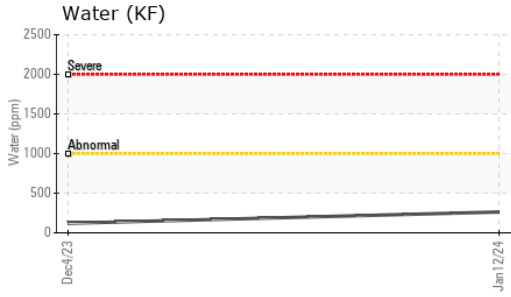
	method	limit/base	current	history1	history2
Silicon	ppm	ASTM D5185(m) >8	<b>5</b>	5	---
Sodium	ppm	ASTM D5185(m)	<b>0</b>	<1	---
Potassium	ppm	ASTM D5185(m) >20	<b>&lt;1</b>	0	---
Water	%	ASTM D6304* >0.1	<b>0.026</b>	0.012	---
ppm Water	ppm	ASTM D6304* >1000	<b>263</b>	120	---

## FLUID DEGRADATION

	method	limit/base	current	history1	history2
Acid Number (AN)	mg KOH/g	ASTM D974* 0.43	<b>0.39</b>	0.40	---




# OIL ANALYSIS REPORT



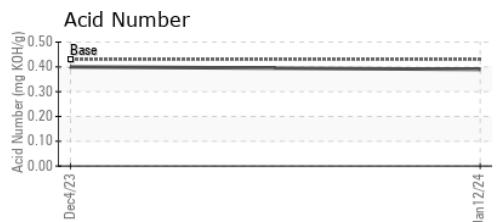
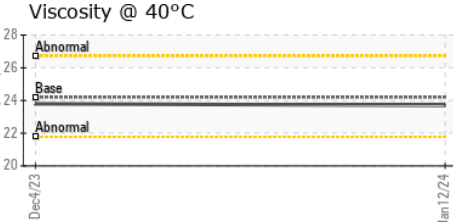
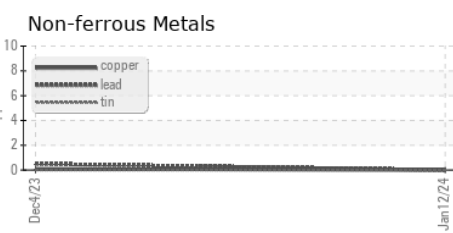

VISUAL	method	limit/base	current	history1	history2
White Metal	scalar	Visual*	NONE	NONE	---
Yellow Metal	scalar	Visual*	NONE	NONE	---
Precipitate	scalar	Visual*	NONE	NONE	---
Silt	scalar	Visual*	NONE	NONE	---
Debris	scalar	Visual*	NONE	NONE	---
Sand/Dirt	scalar	Visual*	NONE	NONE	---
Appearance	scalar	Visual*	NORML	NORML	---
Odor	scalar	Visual*	NORML	NORML	---
Emulsified Water	scalar	Visual*	>0.1	NEG	---
Free Water	scalar	Visual*		NEG	---

FLUID PROPERTIES	method	limit/base	current	history1	history2
Visc @ 40°C	cSt	ASTM D7279(m)	24.2	23.7	23.8
Visc @ 100°C	cSt	ASTM D7279(m)	4.97	4.9	4.9
Viscosity Index (VI)	Scale	ASTM D2270*	134	133	132

SAMPLE IMAGES	method	limit/base	current	history1	history2
Color					
Bottom					



## GRAPHS



**Laboratory** : WearCheck - C8-1175 Appleby Line, Burlington, ON L7L 5H9  
**Sample No.** : WC0853663 **Received** : 17 Jan 2024  
**Lab Number** : 02609311 **Diagnosed** : 23 Jan 2024  
**Unique Number** : 5710397 **Diagnostician** : Kevin Marson  
**Test Package** : AVI 3




**SPRINGER AEROSPACE**  
 377 LAKEVIEW, P.O. BOX 269  
 ECHO BAY, ON  
 CA P0S 1C0  
 Contact: Robert Hope  
 robert@springeraerospace.com  
 T: (705)248-2158  
 F: (705)248-3397

To discuss this sample report, contact Customer Service at 1-800-268-2131.  
 Test denoted (\*) outside scope of accreditation, (m) method modified, (e) tested at external lab.  
 Validity of results and interpretation are based on the sample and information as supplied.



# FERROGRAPHY REPORT

Area  
**(N4198M)**  
 Machine Id  
**[N4198M] BOMBARDIER DASH 8 Q-400 PCE-FA0441**  
 Component  
**Left Jet Turbine**  
 Fluid  
**EASTMAN TURBO OIL 2380 (--- GAL)**

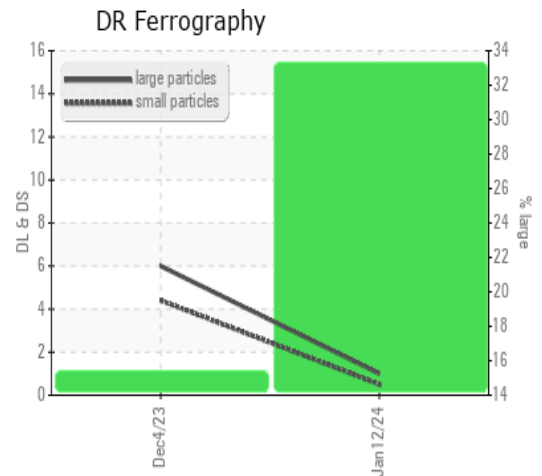


DR-FERROGRAPHY		method	limit/base	current	history1	history2
Large Particles		DR-Ferr*		1.0	6.0	---
Small Particles		DR-Ferr*		0.5	4.4	---
Total Particles		DR-Ferr*	>---	1.5	10.4	---
Large Particles Percentage	%	DR-Ferr*		33.3	15.4	---
Severity Index		DR-Ferr*		1	10	---

FERROGRAPHY		method	limit/base	current	history1	history2
Ferrous Rubbing	Scale 0-10	ASTM D7684*		1	1	
Ferrous Sliding	Scale 0-10	ASTM D7684*				
Ferrous Cutting	Scale 0-10	ASTM D7684*				
Ferrous Rolling	Scale 0-10	ASTM D7684*		1	1	
Ferrous Break-in	Scale 0-10	ASTM D7684*				
Ferrous Spheres	Scale 0-10	ASTM D7684*				
Ferrous Black Oxides	Scale 0-10	ASTM D7684*				
Ferrous Red Oxides	Scale 0-10	ASTM D7684*				
Ferrous Corrosive	Scale 0-10	ASTM D7684*				
Ferrous Other	Scale 0-10	ASTM D7684*				
Nonferrous Rubbing	Scale 0-10	ASTM D7684*				
Nonferrous Sliding	Scale 0-10	ASTM D7684*				
Nonferrous Cutting	Scale 0-10	ASTM D7684*				
Nonferrous Rolling	Scale 0-10	ASTM D7684*				
Nonferrous Other	Scale 0-10	ASTM D7684*				
Carbonaceous Material	Scale 0-10	ASTM D7684*				
Lubricant Degradation	Scale 0-10	ASTM D7684*				
Sand/Dirt	Scale 0-10	ASTM D7684*			1	
Fibres	Scale 0-10	ASTM D7684*				
Spheres	Scale 0-10	ASTM D7684*				
Other	Scale 0-10	ASTM D7684*		1		

### WEAR

All component wear rates are normal. The ferrography results are normal indicating no abnormal wear in the system.



*This page left intentionally blank*