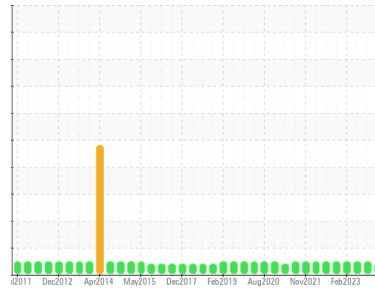




OIL ANALYSIS REPORT

Sample Rating Trend



VISCOSITY



Machine Id
OVEN #1 (FRENCH) (S/N BAK01-028)

Component
Gearbox

Fluid
SHELL OMALA 220 (30 LTR)

DIAGNOSIS

▲ Recommendation

Resample at the next service interval to monitor.

Wear

All component wear rates are normal.

Contamination

There is no indication of any contamination in the oil.

▲ Fluid Condition

Viscosity of sample indicates oil is within ISO 150 range, advise investigate. The AN level is acceptable for this fluid. The condition of the oil is suitable for further service.

SAMPLE INFORMATION

	method	limit/base	current	history1	history2
Sample Number	Client Info		WC0897971	WC0855042	WC0818892
Sample Date	Client Info		21 Jan 2024	10 Sep 2023	28 May 2023
Machine Age	hrs	Client Info	0	0	0
Oil Age	hrs	Client Info	0	0	0
Oil Changed	Client Info		N/A	N/A	N/A
Sample Status			ABNORMAL	NORMAL	NORMAL

CONTAMINATION

	method	limit/base	current	history1	history2
Water	WC Method	>0.2	NEG	NEG	NEG

WEAR METALS

	method	limit/base	current	history1	history2
PQ	ASTM D8184*		0	0	0
Iron	ppm	ASTM D5185(m) >200	12	10	8
Chromium	ppm	ASTM D5185(m) >15	0	0	0
Nickel	ppm	ASTM D5185(m) >15	0	0	<1
Titanium	ppm	ASTM D5185(m)	0	0	0
Silver	ppm	ASTM D5185(m)	0	0	0
Aluminum	ppm	ASTM D5185(m) >25	<1	<1	<1
Lead	ppm	ASTM D5185(m) >100	0	0	0
Copper	ppm	ASTM D5185(m) >200	<1	0	0
Tin	ppm	ASTM D5185(m) >25	0	0	0
Antimony	ppm	ASTM D5185(m) >5	0	0	<1
Vanadium	ppm	ASTM D5185(m)	0	0	0
Beryllium	ppm	ASTM D5185(m)	0	0	0
Cadmium	ppm	ASTM D5185(m)	0	0	0

ADDITIVES

	method	limit/base	current	history1	history2
Boron	ppm	ASTM D5185(m) 4.4	1	1	2
Barium	ppm	ASTM D5185(m) 0.0	0	0	0
Molybdenum	ppm	ASTM D5185(m) 0	0	0	0
Manganese	ppm	ASTM D5185(m)	0	0	0
Magnesium	ppm	ASTM D5185(m) 0	<1	<1	0
Calcium	ppm	ASTM D5185(m) 0	8	8	6
Phosphorus	ppm	ASTM D5185(m) 215	167	178	169
Zinc	ppm	ASTM D5185(m) 0	4	6	4
Sulfur	ppm	ASTM D5185(m) 7039	3752	3529	3497
Lithium	ppm	ASTM D5185(m)	<1	<1	<1

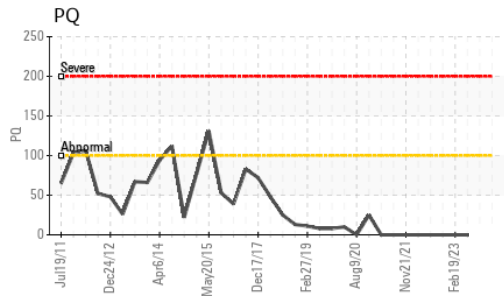
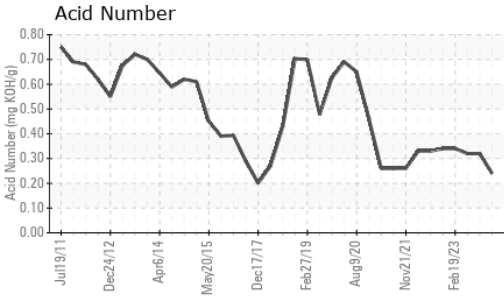
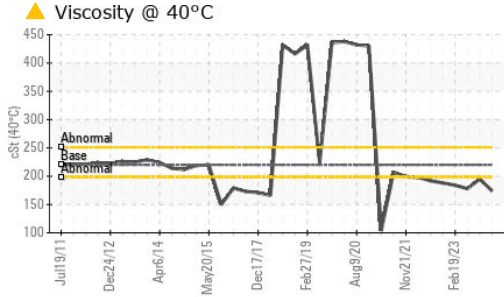
CONTAMINANTS

	method	limit/base	current	history1	history2
Silicon	ppm	ASTM D5185(m) >50	<1	<1	0
Sodium	ppm	ASTM D5185(m)	1	2	2
Potassium	ppm	ASTM D5185(m) >20	<1	<1	0

FLUID DEGRADATION

	method	limit/base	current	history1	history2
Acid Number (AN)	mg KOH/g	ASTM D974*	0.24	0.32	0.32

OIL ANALYSIS REPORT



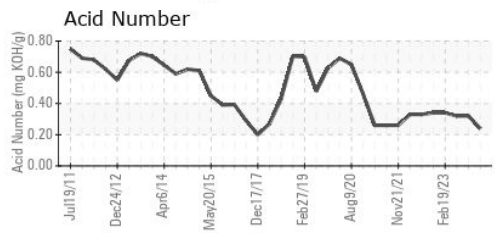
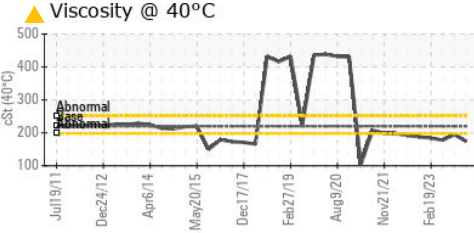
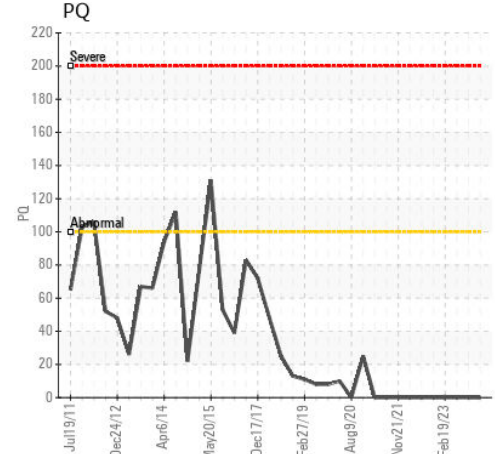
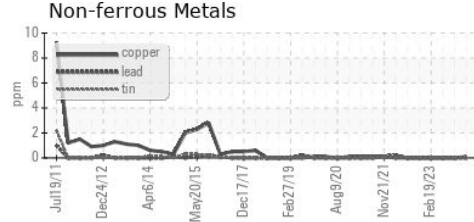
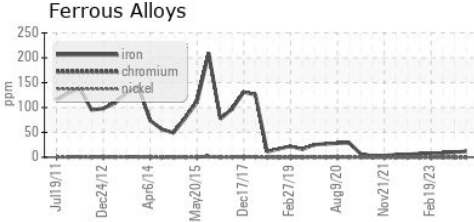
VISUAL	method	limit/base	current	history1	history2
White Metal	scalar	Visual*	NONE	NONE	NONE
Yellow Metal	scalar	Visual*	NONE	NONE	NONE
Precipitate	scalar	Visual*	NONE	NONE	NONE
Silt	scalar	Visual*	NONE	NONE	NONE
Debris	scalar	Visual*	NONE	NONE	NONE
Sand/Dirt	scalar	Visual*	NONE	NONE	NONE
Appearance	scalar	Visual*	NORML	NORML	NORML
Odor	scalar	Visual*	NORML	NORML	NORML
Emulsified Water	scalar	Visual*	>0.2	NEG	NEG
Free Water	scalar	Visual*		NEG	NEG

FLUID PROPERTIES	method	limit/base	current	history1	history2
Visc @ 40°C	cSt	ASTM D7279(m)	220 ▲ 174	195	178

SAMPLE IMAGES	method	limit/base	current	history1	history2
---------------	--------	------------	---------	----------	----------



GRAPHS



Laboratory : WearCheck - C8-1175 Appleby Line, Burlington, ON L7L 5H9
Sample No. : WC0897971 **Received** : 23 Jan 2024
Lab Number : 02610754 **Diagnosed** : 25 Jan 2024
Unique Number : 5711840 **Diagnostician** : Kevin Marson
Test Package : IND 2

Furlani's Food Corporation
 1730 Aimco Blvd.
 Mississauga, ON
 CA L4W 1V1
 Contact: David Leva
 david@furlanis.com
 T: (905)602-6102
 F: (905)602-9415

To discuss this sample report, contact Customer Service at 1-800-268-2131.
 Test denoted (*) outside scope of accreditation, (m) method modified, (e) tested at external lab.
 Validity of results and interpretation are based on the sample and information as supplied.