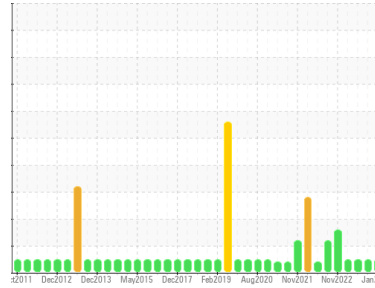




OIL ANALYSIS REPORT

Sample Rating Trend



NORMAL



Machine Id FRENCH CONE ROUNDER

Component
Gearbox
Fluid
SHELL OMALA 220 (5 LTR)

DIAGNOSIS

Recommendation

Resample at the next service interval to monitor.

Wear

All component wear rates are normal.

Contamination

There is no indication of any contamination in the oil.

Fluid Condition

The AN level is acceptable for this fluid. The condition of the oil is suitable for further service.

| SAMPLE INFORMATION | | method | limit/base | current | history1 | history2 |
|--------------------|-------------|-------------|------------|--------------------|-------------|-------------|
| Sample Number | Client Info | | | WC0897969 | WC0855041 | WC0818876 |
| Sample Date | Client Info | | | 22 Jan 2024 | 10 Sep 2023 | 29 May 2023 |
| Machine Age | hrs | Client Info | | 0 | 0 | 0 |
| Oil Age | hrs | Client Info | | 0 | 0 | 0 |
| Oil Changed | Client Info | | | N/A | N/A | N/A |
| Sample Status | | | | NORMAL | NORMAL | NORMAL |

| CONTAMINATION | | method | limit/base | current | history1 | history2 |
|---------------|-----------|--------|------------|------------|----------|----------|
| Water | WC Method | | >0.2 | NEG | NEG | NEG |

| WEAR METALS | | method | limit/base | current | history1 | history2 |
|-------------|-----|---------------|------------|--------------|----------|----------|
| PQ | | ASTM D8184* | | 3 | 0 | 0 |
| Iron | ppm | ASTM D5185(m) | >200 | 30 | 21 | 14 |
| Chromium | ppm | ASTM D5185(m) | >15 | <1 | 0 | 0 |
| Nickel | ppm | ASTM D5185(m) | >15 | <1 | 0 | 0 |
| Titanium | ppm | ASTM D5185(m) | | 0 | 0 | 0 |
| Silver | ppm | ASTM D5185(m) | | 0 | 0 | 0 |
| Aluminum | ppm | ASTM D5185(m) | >25 | <1 | <1 | <1 |
| Lead | ppm | ASTM D5185(m) | >100 | 0 | 0 | 0 |
| Copper | ppm | ASTM D5185(m) | >200 | <1 | <1 | <1 |
| Tin | ppm | ASTM D5185(m) | >25 | 0 | 0 | 0 |
| Antimony | ppm | ASTM D5185(m) | >5 | 0 | 0 | <1 |
| Vanadium | ppm | ASTM D5185(m) | | 0 | 0 | 0 |
| Beryllium | ppm | ASTM D5185(m) | | 0 | 0 | 0 |
| Cadmium | ppm | ASTM D5185(m) | | 0 | 0 | 0 |

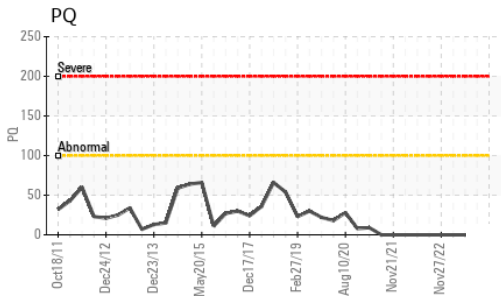
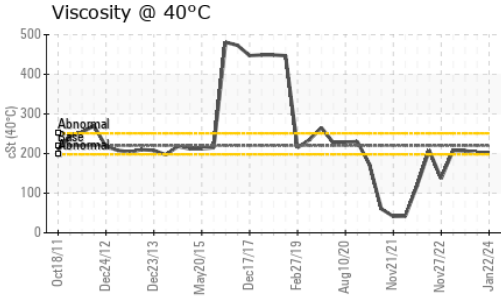
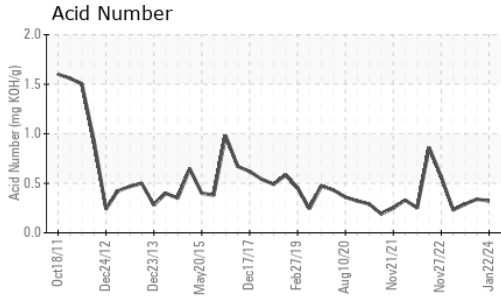
| ADDITIVES | | method | limit/base | current | history1 | history2 |
|------------|-----|---------------|------------|--------------|----------|----------|
| Boron | ppm | ASTM D5185(m) | 4.4 | 8 | 7 | 6 |
| Barium | ppm | ASTM D5185(m) | 0.0 | 0 | 0 | 0 |
| Molybdenum | ppm | ASTM D5185(m) | 0 | 0 | 0 | 0 |
| Manganese | ppm | ASTM D5185(m) | | 0 | 0 | 0 |
| Magnesium | ppm | ASTM D5185(m) | 0 | <1 | <1 | <1 |
| Calcium | ppm | ASTM D5185(m) | 0 | 139 | 157 | 110 |
| Phosphorus | ppm | ASTM D5185(m) | 215 | 302 | 331 | 329 |
| Zinc | ppm | ASTM D5185(m) | 0 | 38 | 44 | 31 |
| Sulfur | ppm | ASTM D5185(m) | 7039 | 8468 | 8311 | 8096 |
| Lithium | ppm | ASTM D5185(m) | | <1 | <1 | <1 |

| CONTAMINANTS | | method | limit/base | current | history1 | history2 |
|--------------|-----|---------------|------------|--------------|----------|----------|
| Silicon | ppm | ASTM D5185(m) | >50 | 5 | 2 | 4 |
| Sodium | ppm | ASTM D5185(m) | | <1 | 1 | <1 |
| Potassium | ppm | ASTM D5185(m) | >20 | <1 | <1 | <1 |

| FLUID DEGRADATION | | method | limit/base | current | history1 | history2 |
|-------------------|----------|------------|------------|-------------|----------|----------|
| Acid Number (AN) | mg KOH/g | ASTM D974* | | 0.32 | 0.34 | 0.29 |




OIL ANALYSIS REPORT



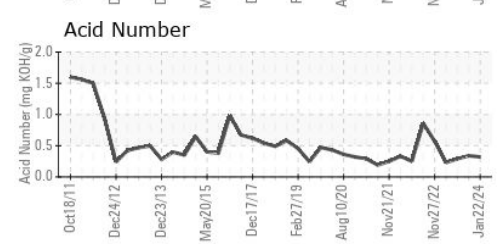
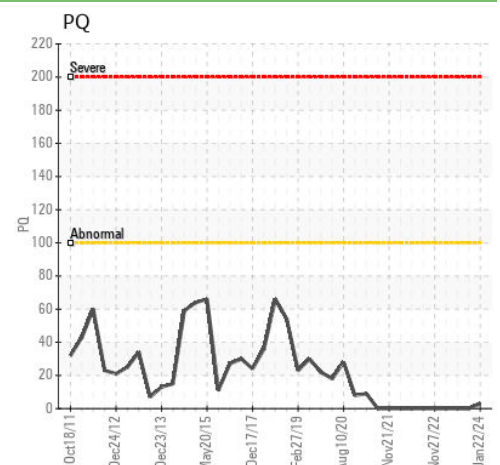
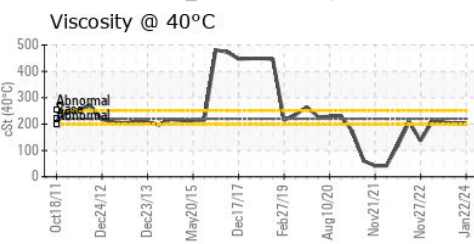
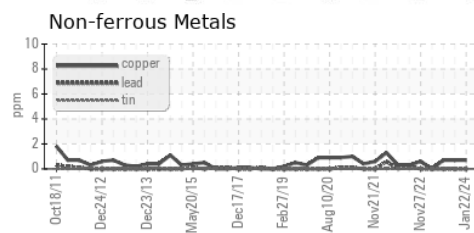
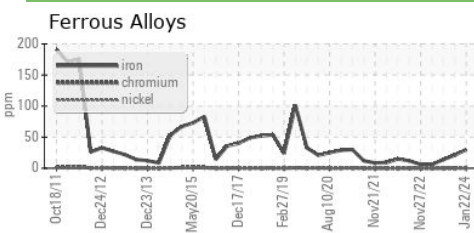
| VISUAL | method | limit/base | current | history1 | history2 |
|------------------|--------|------------|---------|----------|----------|
| White Metal | scalar | Visual* | NONE | NONE | NONE |
| Yellow Metal | scalar | Visual* | NONE | NONE | NONE |
| Precipitate | scalar | Visual* | NONE | NONE | NONE |
| Silt | scalar | Visual* | NONE | NONE | NONE |
| Debris | scalar | Visual* | NONE | NONE | NONE |
| Sand/Dirt | scalar | Visual* | NONE | NONE | NONE |
| Appearance | scalar | Visual* | NORML | NORML | NORML |
| Odor | scalar | Visual* | NORML | NORML | NORML |
| Emulsified Water | scalar | Visual* | >0.2 | NEG | NEG |
| Free Water | scalar | Visual* | | NEG | NEG |

| FLUID PROPERTIES | method | limit/base | current | history1 | history2 |
|------------------|--------|---------------|---------|----------|----------|
| Visc @ 40°C | cSt | ASTM D7279(m) | 220 | 202 | 203 |

| SAMPLE IMAGES | method | limit/base | current | history1 | history2 |
|---------------|--------|------------|---------|----------|----------|
|---------------|--------|------------|---------|----------|----------|



GRAPHS



Laboratory : WearCheck - C8-1175 Appleby Line, Burlington, ON L7L 5H9
Sample No. : WC0897969 **Received** : 23 Jan 2024
Lab Number : 02610764 **Diagnosed** : 24 Jan 2024
Unique Number : 5711850 **Diagnostician** : Wes Davis
Test Package : IND 2 (Additional Tests: TAN Man)

Furlani's Food Corporation
 1730 Aimco Blvd.
 Mississauga, ON
 CA L4W 1V1
 Contact: David Leva
 davidl@furlanis.com
 T: (905)602-6102
 F: (905)602-9415

To discuss this sample report, contact Customer Service at 1-800-268-2131.
 Test denoted (*) outside scope of accreditation, (m) method modified, (e) tested at external lab.
 Validity of results and interpretation are based on the sample and information as supplied.