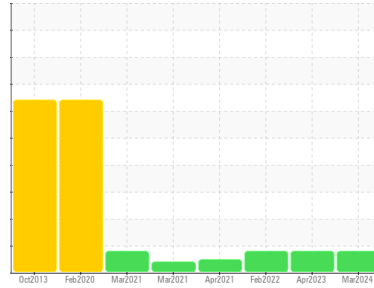




OIL ANALYSIS REPORT

Sample Rating Trend

ISO



Area
ICD
 Machine Id
GATE #11
 Component
Main Hydraulic System
 Fluid
MOBIL VELOCITE OIL NO.10 (500 GAL)

DIAGNOSIS

Recommendation

We recommend you service the filters on this component. We recommend an early resample to monitor this condition.

Wear

All component wear rates are normal.

Contamination

There is a moderate amount of silt (particulates < 14 microns in size) present in the oil.

Fluid Condition

The AN level is acceptable for this fluid. The oil is still serviceable provided that the contaminant(s) can be reduced to acceptable levels.

SAMPLE INFORMATION

	method	limit/base	current	history1	history2
Sample Number	Client Info		WC0827570	WC0786034	WC
Sample Date	Client Info		04 Mar 2024	18 Apr 2023	23 Feb 2022
Machine Age	hrs	Client Info	0	0	0
Oil Age	hrs	Client Info	0	0	0
Oil Changed	Client Info		N/A	N/A	N/A
Sample Status			ABNORMAL	ATTENTION	ABNORMAL

CONTAMINATION

	method	limit/base	current	history1	history2
Water	WC Method	>0.05	NEG	NEG	NEG

WEAR METALS

	method	limit/base	current	history1	history2
Iron	ppm	ASTM D5185(m) >20	<1	<1	<1
Chromium	ppm	ASTM D5185(m) >20	0	0	0
Nickel	ppm	ASTM D5185(m) >20	0	<1	0
Titanium	ppm	ASTM D5185(m)	0	0	0
Silver	ppm	ASTM D5185(m)	0	0	0
Aluminum	ppm	ASTM D5185(m) >20	<1	0	0
Lead	ppm	ASTM D5185(m) >20	0	0	<1
Copper	ppm	ASTM D5185(m) >20	<1	<1	<1
Tin	ppm	ASTM D5185(m) >20	0	0	0
Antimony	ppm	ASTM D5185(m)	0	0	0
Vanadium	ppm	ASTM D5185(m)	0	0	0
Beryllium	ppm	ASTM D5185(m)	0	0	0
Cadmium	ppm	ASTM D5185(m)	0	0	0

ADDITIVES

	method	limit/base	current	history1	history2
Boron	ppm	ASTM D5185(m)	0	0	<1
Barium	ppm	ASTM D5185(m)	0	0	0
Molybdenum	ppm	ASTM D5185(m)	0	0	0
Manganese	ppm	ASTM D5185(m)	0	0	0
Magnesium	ppm	ASTM D5185(m)	0	0	0
Calcium	ppm	ASTM D5185(m)	0	0	<1
Phosphorus	ppm	ASTM D5185(m)	14	16	18
Zinc	ppm	ASTM D5185(m)	2	2	3
Sulfur	ppm	ASTM D5185(m)	3134	3158	3020
Lithium	ppm	ASTM D5185(m)	<1	<1	<1

CONTAMINANTS

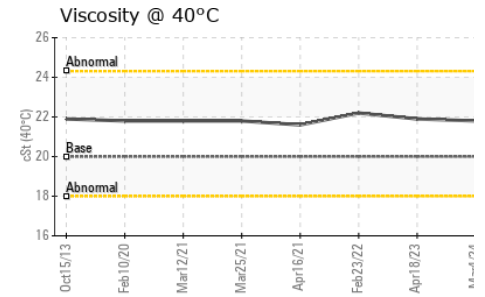
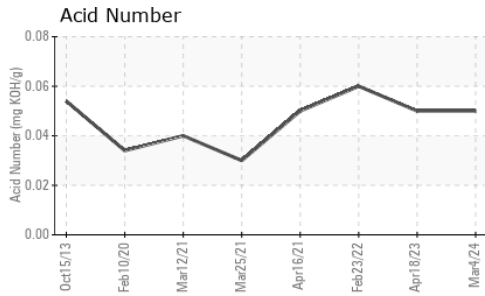
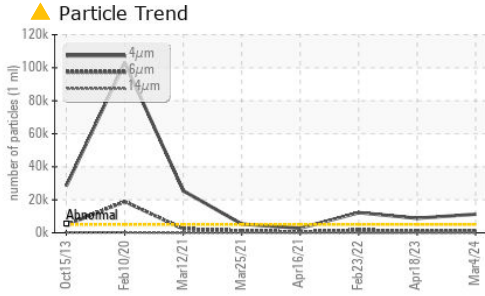
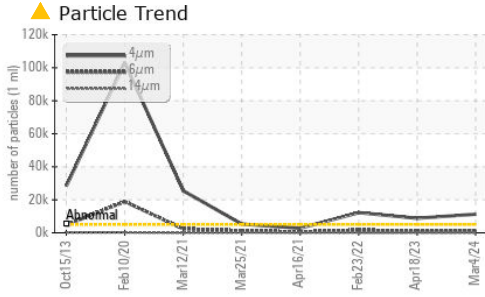
	method	limit/base	current	history1	history2
Silicon	ppm	ASTM D5185(m) >15	2	3	3
Sodium	ppm	ASTM D5185(m)	0	0	0
Potassium	ppm	ASTM D5185(m) >20	1	<1	<1

FLUID CLEANLINESS

	method	limit/base	current	history1	history2
Particles >4µm	ASTM D7647	>5000	▲ 11275	● 8814	▲ 12229
Particles >6µm	ASTM D7647	>1300	1128	847	● 1641
Particles >14µm	ASTM D7647	>160	10	38	49
Particles >21µm	ASTM D7647	>40	3	9	10
Particles >38µm	ASTM D7647	>10	1	0	1
Particles >71µm	ASTM D7647	>3	0	0	0
Oil Cleanliness	ISO 4406 (c)	>19/17/14	▲ 21/17/10	● 20/17/12	▲ 21/18/13



OIL ANALYSIS REPORT




FLUID DEGRADATION		method	limit/base	current	history1	history2
Acid Number (AN)	mg KOH/g	ASTM D974*		0.05	0.05	0.06

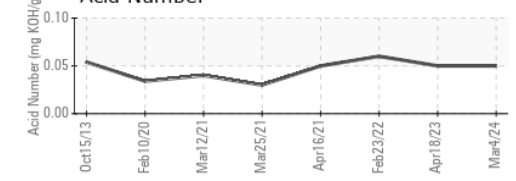
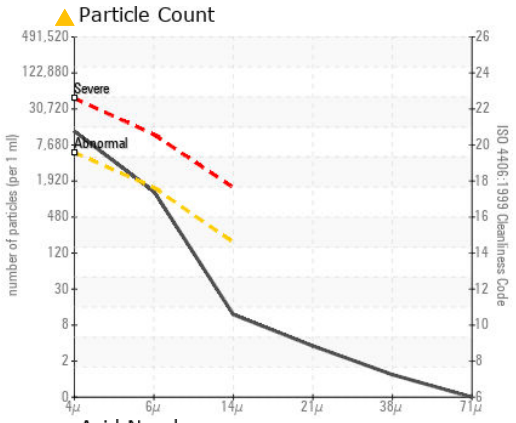
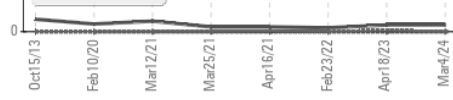
VISUAL		method	limit/base	current	history1	history2
White Metal	scalar	Visual*	NONE	NONE	NONE	NONE
Yellow Metal	scalar	Visual*	NONE	NONE	NONE	NONE
Precipitate	scalar	Visual*	NONE	NONE	NONE	NONE
Silt	scalar	Visual*	NONE	NONE	NONE	NONE
Debris	scalar	Visual*	NONE	NONE	NONE	NONE
Sand/Dirt	scalar	Visual*	NONE	NONE	NONE	NONE
Appearance	scalar	Visual*	NORML	NORML	NORML	NORML
Odor	scalar	Visual*	NORML	NORML	NORML	NORML
Emulsified Water	scalar	Visual*	>0.05	NEG	NEG	NEG
Free Water	scalar	Visual*		NEG	NEG	NEG

FLUID PROPERTIES		method	limit/base	current	history1	history2
Visc @ 40°C	cSt	ASTM D7279(m)	20	21.8	21.9	22.2

SAMPLE IMAGES



GRAPHS



Laboratory : WearCheck - C8-1175 Appleby Line, Burlington, ON L7L 5H9
Sample No. : WC0827570 **Received** : 08 Mar 2024
Lab Number : **02620852** **Tested** : 11 Mar 2024
Unique Number : 5745971 **Diagnosed** : 11 Mar 2024 - Kevin Marson
Test Package : IND 2 (Additional Tests: TAN Man)

Ontario Power Generation
 NIAGARA PLANT GROUP, 14000 NIAGARA PKWY
 NIAGARA ON THE LAKE, ON
 CA L0S 1J0
 Contact: Michael Brochu
 mike.brochu@opg.com
 T: (905)357-0322
 F: (905)374-5466

To discuss this sample report, contact Customer Service at 1-800-268-2131.
 Test denoted (*) outside scope of accreditation, (m) method modified, (e) tested at external lab.
 Validity of results and interpretation are based on the sample and information as supplied.