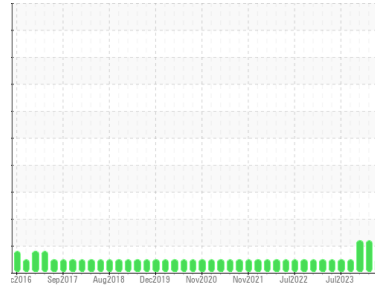




# OIL ANALYSIS REPORT

Sample Rating Trend



**NORMAL**



Machine Id  
**NOVA BUS 169**  
 Component  
**Rear Transmission (Auto)**  
 Fluid  
**CASTROL TRANSYND (--- GAL)**

## DIAGNOSIS

### Recommendation

Resample at the next service interval to monitor.

### Wear

All component wear rates are normal.

### Contamination

There is no indication of any contamination in the fluid.

### Fluid Condition

The AN level is acceptable for this fluid. The condition of the fluid is suitable for further service.

## SAMPLE INFORMATION

method	limit/base	current	history1	history2
Sample Number	Client Info	<b>WC0889080</b>	WC0889112	WC0866431
Sample Date	Client Info	<b>28 Feb 2024</b>	08 Jan 2024	21 Nov 2023
Machine Age	kms	Client Info	<b>0</b>	0
Oil Age	kms	Client Info	<b>37589</b>	28088
Oil Changed	Client Info	<b>Not Chngd</b>	Not Chngd	Not Chngd
Sample Status		<b>NORMAL</b>	ABNORMAL	ABNORMAL

## CONTAMINATION

method	limit/base	current	history1	history2
Water	WC Method >0.1	<b>NEG</b>	NEG	NEG

## WEAR METALS

method	limit/base	current	history1	history2	
Iron	ppm	ASTM D5185(m) >230	<b>58</b>	48	42
Chromium	ppm	ASTM D5185(m) >2	<b>0</b>	0	0
Nickel	ppm	ASTM D5185(m) >5	<b>&lt;1</b>	0	0
Titanium	ppm	ASTM D5185(m) >2	<b>0</b>	0	0
Silver	ppm	ASTM D5185(m) >5	<b>0</b>	0	<1
Aluminum	ppm	ASTM D5185(m) >65	<b>13</b>	10	8
Lead	ppm	ASTM D5185(m) >55	<b>1</b>	1	1
Copper	ppm	ASTM D5185(m) >85	<b>8</b>	7	6
Tin	ppm	ASTM D5185(m) >5	<b>&lt;1</b>	0	<1
Antimony	ppm	ASTM D5185(m)	<b>0</b>	0	0
Vanadium	ppm	ASTM D5185(m)	<b>0</b>	0	0
Beryllium	ppm	ASTM D5185(m)	<b>0</b>	0	0
Cadmium	ppm	ASTM D5185(m)	<b>0</b>	0	0

## ADDITIVES

method	limit/base	current	history1	history2	
Boron	ppm	ASTM D5185(m) 150	<b>74</b>	74	77
Barium	ppm	ASTM D5185(m) 0	<b>0</b>	0	0
Molybdenum	ppm	ASTM D5185(m) 0	<b>0</b>	0	0
Manganese	ppm	ASTM D5185(m)	<b>0</b>	0	0
Magnesium	ppm	ASTM D5185(m) 0	<b>1</b>	1	<1
Calcium	ppm	ASTM D5185(m) 40	<b>125</b>	125	124
Phosphorus	ppm	ASTM D5185(m) 320	<b>248</b>	243	243
Zinc	ppm	ASTM D5185(m) 5	<b>5</b>	4	4
Sulfur	ppm	ASTM D5185(m) 1050	<b>1605</b>	1618	1513
Lithium	ppm	ASTM D5185(m)	<b>&lt;1</b>	<1	<1

## CONTAMINANTS

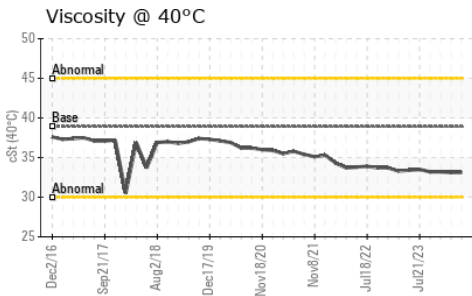
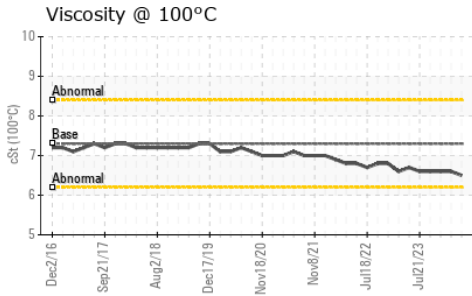
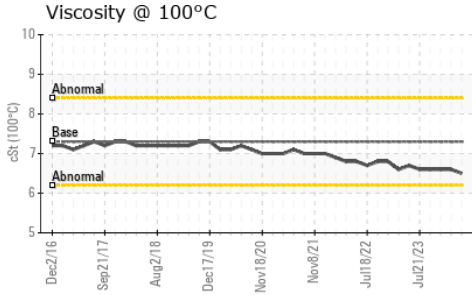
method	limit/base	current	history1	history2	
Silicon	ppm	ASTM D5185(m) >20	<b>8</b>	6	5
Sodium	ppm	ASTM D5185(m)	<b>5</b>	4	4
Potassium	ppm	ASTM D5185(m) >20	<b>3</b>	1	<1

## FLUID DEGRADATION

method	limit/base	current	history1	history2	
Acid Number (AN)	mg KOH/g	ASTM D974* 1.0	<b>1.31</b>	1.07	1.33




# OIL ANALYSIS REPORT




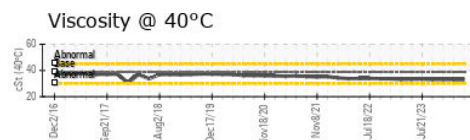
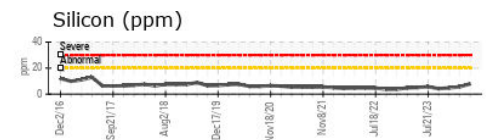
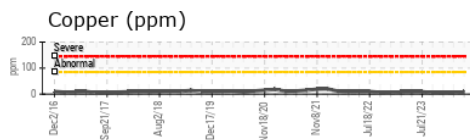
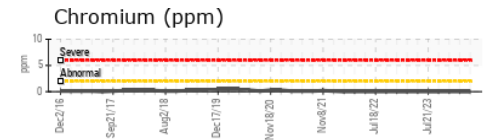
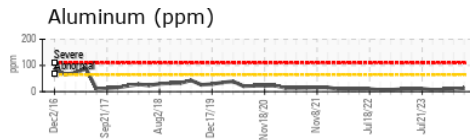
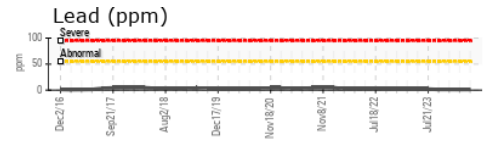
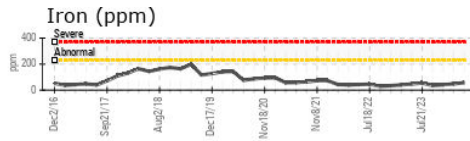
VISUAL	method	limit/base	current	history1	history2
White Metal	scalar	Visual*	NONE	NONE	NONE
Yellow Metal	scalar	Visual*	NONE	NONE	NONE
Precipitate	scalar	Visual*	NONE	NONE	NONE
Silt	scalar	Visual*	NONE	NONE	NONE
Debris	scalar	Visual*	NONE	NONE	NONE
Sand/Dirt	scalar	Visual*	NONE	NONE	NONE
Appearance	scalar	Visual*	NORML	NORML	NORML
Odor	scalar	Visual*	NORML	NORML	NORML
Emulsified Water	scalar	Visual*	>0.1	NEG	NEG
Free Water	scalar	Visual*		NEG	NEG

FLUID PROPERTIES	method	limit/base	current	history1	history2
Visc @ 40°C	cSt	ASTM D7279(m)	38.9	33.1	33.2
Visc @ 100°C	cSt	ASTM D7279(m)	7.3	6.5	6.6
Viscosity Index (VI)	Scale	ASTM D2270*	168	154	158

### SAMPLE IMAGES



### GRAPHS



**Laboratory** : WearCheck - C8-1175 Appleby Line, Burlington, ON L7L 5H9  
**Sample No.** : WC0889080 **Received** : 08 Mar 2024  
**Lab Number** : 02620897 **Tested** : 08 Mar 2024  
**Unique Number** : 5746016 **Diagnosed** : 08 Mar 2024 - Wes Davis  
**Test Package** : MOB 2 ( Additional Tests: KV100, TAN Man, VI )

**CITY OF THUNDER BAY**  
 AUTO MAINTENANCE STORES, 570 FORT WILLIAM ROAD  
 THUNDER BAY, ON  
 CA P7B 2Z8  
 Contact: Sean Malcolm  
 sean.malcolm@thunderbay.ca  
 T: (807)684-2716  
 F: (807)344-0237

To discuss this sample report, contact Customer Service at 1-800-268-2131.  
 Test denoted (\*) outside scope of accreditation, (m) method modified, (e) tested at external lab.  
 Validity of results and interpretation are based on the sample and information as supplied.