



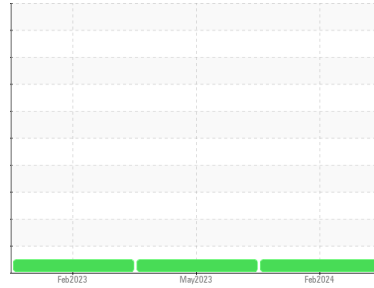
OIL ANALYSIS REPORT

Sample Rating Trend

NORMAL



Area
ORIN CONTRACTORS
 Machine Id
183
 Component
Right Final Drive
 Fluid
PETRO CANADA 10W30 (--- GAL)



DIAGNOSIS

Recommendation

Resample at the next service interval to monitor.

Wear

All component wear rates are normal.

Contamination

There is no indication of any contamination in the oil.

Fluid Condition

The condition of the oil is acceptable for the time in service.

SAMPLE INFORMATION

	method	limit/base	current	history1	history2
Sample Number	Client Info		WC0899394	LH0261773	LH0206580
Sample Date	Client Info		29 Feb 2024	15 May 2023	15 Feb 2023
Machine Age	hrs	Client Info	0	2436	1000
Oil Age	hrs	Client Info	0	0	0
Oil Changed	Client Info		Changed	Changed	Changed
Sample Status			NORMAL	NORMAL	NORMAL

CONTAMINATION

	method	limit/base	current	history1	history2
Water	WC Method	>0.2	NEG	NEG	NEG

WEAR METALS

	method	limit/base	current	history1	history2	
Iron	ppm	ASTM D5185(m)	>3360	319	283	247
Chromium	ppm	ASTM D5185(m)	>35	5	5	4
Nickel	ppm	ASTM D5185(m)	>8	2	1	<1
Titanium	ppm	ASTM D5185(m)	>15	<1	1	<1
Silver	ppm	ASTM D5185(m)		0	0	0
Aluminum	ppm	ASTM D5185(m)	>185	21	17	14
Lead	ppm	ASTM D5185(m)	>5	0	<1	0
Copper	ppm	ASTM D5185(m)	>80	<1	<1	<1
Tin	ppm	ASTM D5185(m)	>8	0	0	0
Antimony	ppm	ASTM D5185(m)	>4	0	0	0
Vanadium	ppm	ASTM D5185(m)		0	0	0
Beryllium	ppm	ASTM D5185(m)		0	0	0
Cadmium	ppm	ASTM D5185(m)		0	0	0

ADDITIVES

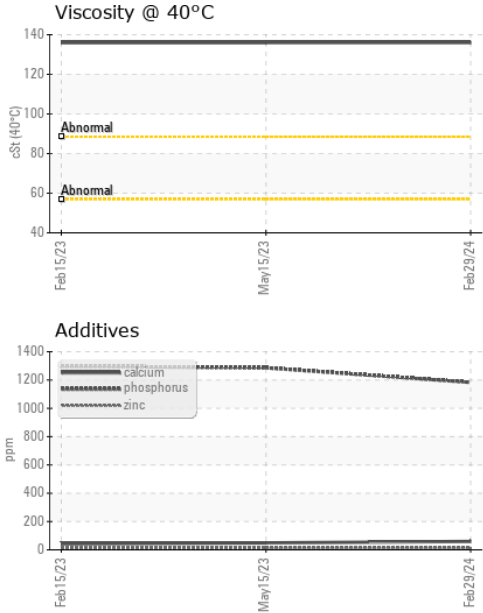
	method	limit/base	current	history1	history2	
Boron	ppm	ASTM D5185(m)		203	206	225
Barium	ppm	ASTM D5185(m)		<1	0	0
Molybdenum	ppm	ASTM D5185(m)		0	<1	0
Manganese	ppm	ASTM D5185(m)		4	4	3
Magnesium	ppm	ASTM D5185(m)		9	8	7
Calcium	ppm	ASTM D5185(m)		59	49	43
Phosphorus	ppm	ASTM D5185(m)		1183	1286	1298
Zinc	ppm	ASTM D5185(m)		13	13	13
Sulfur	ppm	ASTM D5185(m)		18103	18224	18637
Lithium	ppm	ASTM D5185(m)		<1	<1	<1

CONTAMINANTS

	method	limit/base	current	history1	history2	
Silicon	ppm	ASTM D5185(m)	>1100	96	82	68
Sodium	ppm	ASTM D5185(m)		9	8	7
Potassium	ppm	ASTM D5185(m)	>20	7	6	5




OIL ANALYSIS REPORT



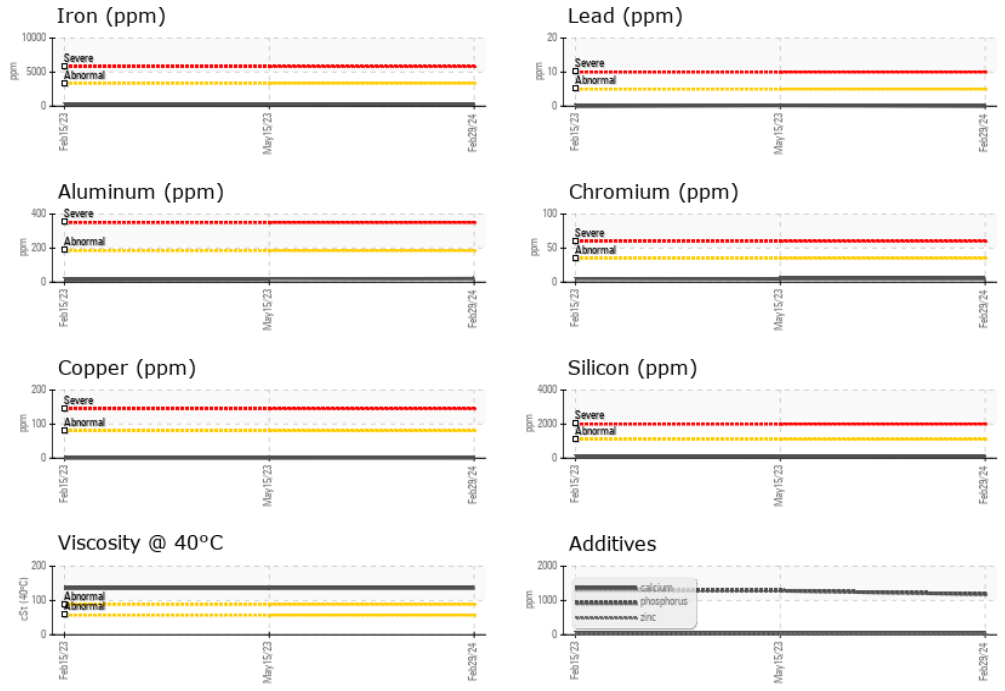
VISUAL	method	limit/base	current	history1	history2
White Metal	scalar	Visual*	NONE	NONE	NONE
Yellow Metal	scalar	Visual*	NONE	NONE	NONE
Precipitate	scalar	Visual*	NONE	NONE	NONE
Silt	scalar	Visual*	NONE	NONE	NONE
Debris	scalar	Visual*	NONE	NONE	NONE
Sand/Dirt	scalar	Visual*	NONE	NONE	NONE
Appearance	scalar	Visual*	NORML	NORML	NORML
Odor	scalar	Visual*	NORML	NORML	NORML
Emulsified Water	scalar	Visual*	>0.2	NEG	NEG
Free Water	scalar	Visual*		NEG	NEG

FLUID PROPERTIES	method	limit/base	current	history1	history2
Visc @ 40°C	cSt	ASTM D7279(m)	136	136	136

SAMPLE IMAGES	method	limit/base	current	history1	history2
---------------	--------	------------	---------	----------	----------



GRAPHS



Laboratory : WearCheck - C8-1175 Appleby Line, Burlington, ON L7L 5H9
Sample No. : WC0899394
Lab Number : 02621174
Unique Number : 5746293
Test Package : MOBCE (Additional Tests: Visual)

RONI/IRON SHORE EXCAVATING LTD.
 100 MACINTOSH BLVD
 VAUGHAN, ON
 CA L4K 4P3
 Contact: Service Team
 service.team@roni.ca

*To discuss this sample report, contact Customer Service at 1-800-268-2131.
 Test denoted (*) outside scope of accreditation, (m) method modified, (e) tested at external lab.
 Validity of results and interpretation are based on the sample and information as supplied.*