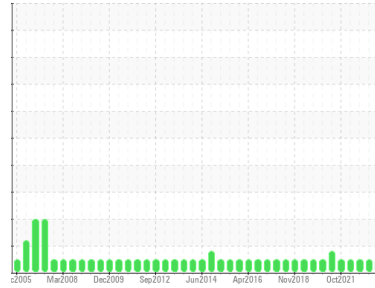




OIL ANALYSIS REPORT

Sample Rating Trend



NORMAL



Machine Id
MRP G GEBR

Component
Bearing

Fluid
MOBIL DTE OIL HVY MEDIUM (10 LTR)

DIAGNOSIS

Recommendation

Resample at the next service interval to monitor.

Wear

All component wear rates are normal.

Contamination

There is no indication of any contamination in the oil.

Fluid Condition

The AN level is acceptable for this fluid. The condition of the oil is suitable for further service.

SAMPLE INFORMATION		method	limit/base	current	history1	history2
Sample Number	Client Info			WC0706066	WC0455576	WC0445384
Sample Date	Client Info			02 Feb 2024	10 May 2023	04 Oct 2022
Machine Age	hrs	Client Info		0	0	0
Oil Age	hrs	Client Info		0	0	0
Oil Changed	Client Info			N/A	N/A	N/A
Sample Status				NORMAL	NORMAL	NORMAL

CONTAMINATION		method	limit/base	current	history1	history2
Water	WC Method		>2	NEG	NEG	NEG

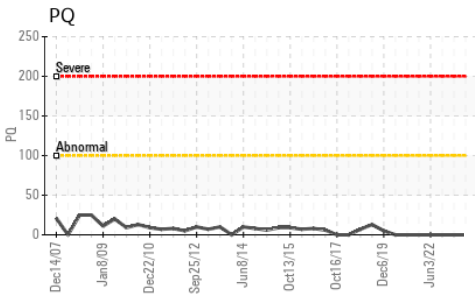
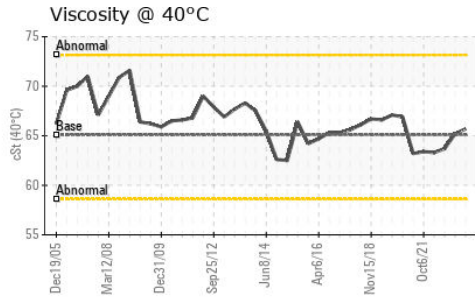
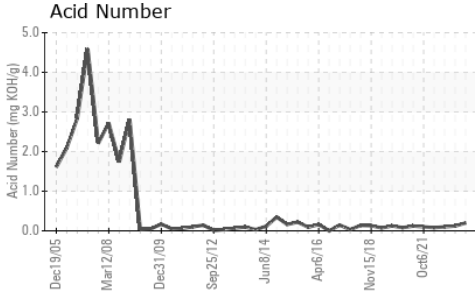
WEAR METALS		method	limit/base	current	history1	history2
PQ		ASTM D8184*		0	0	0
Iron	ppm	ASTM D5185(m)	>63	0	0	0
Chromium	ppm	ASTM D5185(m)	>20	0	0	0
Nickel	ppm	ASTM D5185(m)	>20	0	0	0
Titanium	ppm	ASTM D5185(m)		0	0	0
Silver	ppm	ASTM D5185(m)		0	0	0
Aluminum	ppm	ASTM D5185(m)	>2	0	0	0
Lead	ppm	ASTM D5185(m)	>161	2	2	7
Copper	ppm	ASTM D5185(m)	>13	<1	<1	2
Tin	ppm	ASTM D5185(m)	>27	<1	1	<1
Antimony	ppm	ASTM D5185(m)		0	<1	<1
Vanadium	ppm	ASTM D5185(m)		0	0	0
Beryllium	ppm	ASTM D5185(m)		0	0	0
Cadmium	ppm	ASTM D5185(m)		0	0	0

ADDITIVES		method	limit/base	current	history1	history2
Boron	ppm	ASTM D5185(m)		0	<1	<1
Barium	ppm	ASTM D5185(m)		0	0	0
Molybdenum	ppm	ASTM D5185(m)		0	0	0
Manganese	ppm	ASTM D5185(m)		0	0	0
Magnesium	ppm	ASTM D5185(m)		<1	0	0
Calcium	ppm	ASTM D5185(m)		0	0	0
Phosphorus	ppm	ASTM D5185(m)		121	137	131
Zinc	ppm	ASTM D5185(m)		76	77	68
Sulfur	ppm	ASTM D5185(m)		1745	1913	1823
Lithium	ppm	ASTM D5185(m)		<1	<1	<1

CONTAMINANTS		method	limit/base	current	history1	history2
Silicon	ppm	ASTM D5185(m)	>12	0	1	<1
Sodium	ppm	ASTM D5185(m)		0	0	<1
Potassium	ppm	ASTM D5185(m)	>20	0	<1	0

FLUID DEGRADATION		method	limit/base	current	history1	history2
Acid Number (AN)	mg KOH/g	ASTM D974*		0.20	0.12	0.10


OIL ANALYSIS REPORT



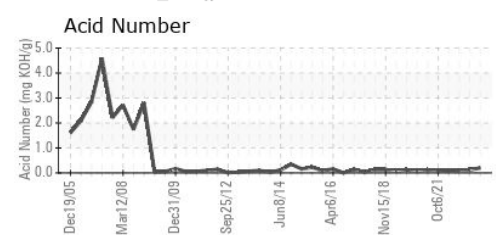
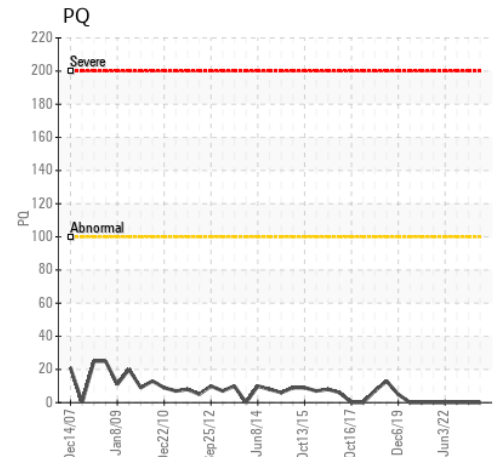
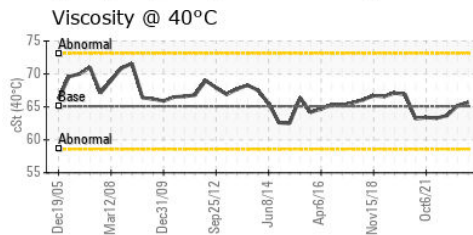
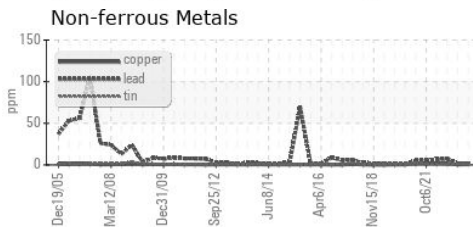
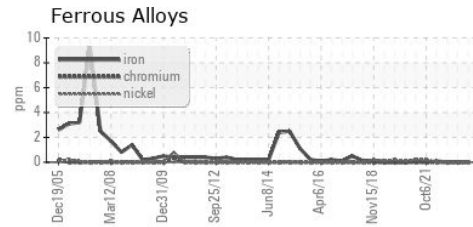
VISUAL	method	limit/base	current	history1	history2
White Metal	scalar	Visual*	NONE	NONE	NONE
Yellow Metal	scalar	Visual*	NONE	NONE	NONE
Precipitate	scalar	Visual*	NONE	NONE	NONE
Silt	scalar	Visual*	NONE	NONE	NONE
Debris	scalar	Visual*	NONE	NONE	NONE
Sand/Dirt	scalar	Visual*	NONE	NONE	NONE
Appearance	scalar	Visual*	NORML	NORML	NORML
Odor	scalar	Visual*	NORML	NORML	NORML
Emulsified Water	scalar	Visual*	>2	NEG	NEG
Free Water	scalar	Visual*		NEG	NEG

FLUID PROPERTIES	method	limit/base	current	history1	history2	
Visc @ 40°C	cSt	ASTM D7279(m)	65.1	65.7	65.2	63.7

SAMPLE IMAGES	method	limit/base	current	history1	history2
---------------	--------	------------	---------	----------	----------



GRAPHS



Laboratory : WearCheck - C8-1175 Appleby Line, Burlington, ON L7L 5H9
Sample No. : WC0706066 **Received** : 25 Mar 2024
Lab Number : **02624309** **Tested** : 25 Mar 2024
Unique Number : 5749428 **Diagnosed** : 25 Mar 2024 - Kevin Marson
Test Package : IND 2 (Additional Tests: TAN Man)

NEWFOUNDLAND POWER INC.
 50 DUFFY PLACE, PO BOX 8910
 ST. JOHNS, NL
 CA A1B 3P6
 Contact: Paul Martin
 pmartin@newfoundlandpower.com
 T:
 F: (709)737-2926

To discuss this sample report, contact Customer Service at 1-800-268-2131.
 Test denoted (*) outside scope of accreditation, (m) method modified, (e) tested at external lab.
 Validity of results and interpretation are based on the sample and information as supplied.