



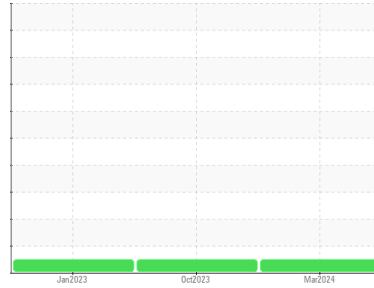
OIL ANALYSIS REPORT

Sample Rating Trend

NORMAL



Area
ORIN CONTRACTORS
 Machine Id
195
 Component
Left Swing Drive
 Fluid
PETRO CANADA TRAXON 80W90 (--- GAL)



DIAGNOSIS

Recommendation

Confirm the source of the lubricant being utilized for top-up/fill. Resample at the next service interval to monitor.

Wear

All component wear rates are normal.

Contamination

There is no indication of any contamination in the oil.

Fluid Condition

Additive levels indicate the addition of a different brand, or type of oil. The condition of the oil is acceptable for the time in service.

SAMPLE INFORMATION

	method	limit/base	current	history1	history2
Sample Number	Client Info		WC0899464	LH0275137	LH0181491
Sample Date	Client Info		06 Mar 2024	02 Oct 2023	16 Jan 2023
Machine Age	hrs	Client Info	0	0	0
Oil Age	hrs	Client Info	0	0	0
Oil Changed	Client Info		Not Chngd	Changed	N/A
Sample Status			NORMAL	NORMAL	NORMAL

CONTAMINATION

	method	limit/base	current	history1	history2
Water	WC Method	>0.25	NEG	NEG	NEG

WEAR METALS

	method	limit/base	current	history1	history2
Iron	ppm	ASTM D5185(m) >1200	64	72	374
Chromium	ppm	ASTM D5185(m) >10	0	<1	5
Nickel	ppm	ASTM D5185(m) >10	0	0	<1
Titanium	ppm	ASTM D5185(m)	0	0	<1
Silver	ppm	ASTM D5185(m)	0	<1	0
Aluminum	ppm	ASTM D5185(m) >25	<1	<1	2
Lead	ppm	ASTM D5185(m) >50	0	<1	<1
Copper	ppm	ASTM D5185(m) >50	2	3	18
Tin	ppm	ASTM D5185(m) >10	0	0	0
Antimony	ppm	ASTM D5185(m) >5	0	0	0
Vanadium	ppm	ASTM D5185(m)	0	0	0
Beryllium	ppm	ASTM D5185(m)	0	0	0
Cadmium	ppm	ASTM D5185(m)	0	0	0

ADDITIVES

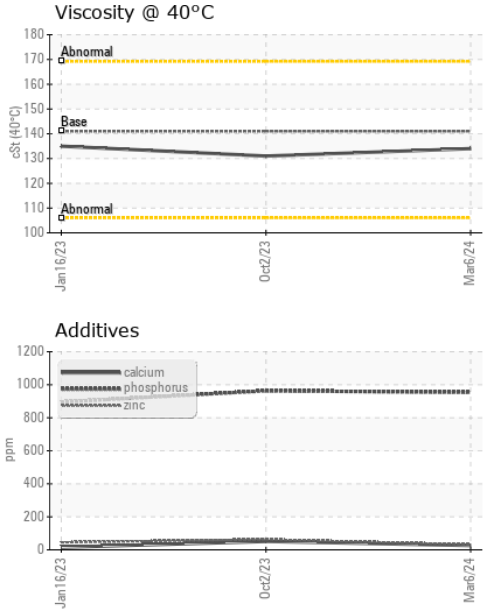
	method	limit/base	current	history1	history2
Boron	ppm	ASTM D5185(m) 243	251	227	40
Barium	ppm	ASTM D5185(m) 1	0	<1	0
Molybdenum	ppm	ASTM D5185(m)	<1	2	<1
Manganese	ppm	ASTM D5185(m)	0	<1	5
Magnesium	ppm	ASTM D5185(m) 2	23	43	1
Calcium	ppm	ASTM D5185(m) 6	26	51	15
Phosphorus	ppm	ASTM D5185(m) 987	954	963	895
Zinc	ppm	ASTM D5185(m) 1	32	63	45
Sulfur	ppm	ASTM D5185(m) 21530	16812	16529	21198
Lithium	ppm	ASTM D5185(m)	2	1	<1

CONTAMINANTS

	method	limit/base	current	history1	history2
Silicon	ppm	ASTM D5185(m) >100	6	7	13
Sodium	ppm	ASTM D5185(m)	<1	<1	1
Potassium	ppm	ASTM D5185(m) >20	<1	0	<1



OIL ANALYSIS REPORT



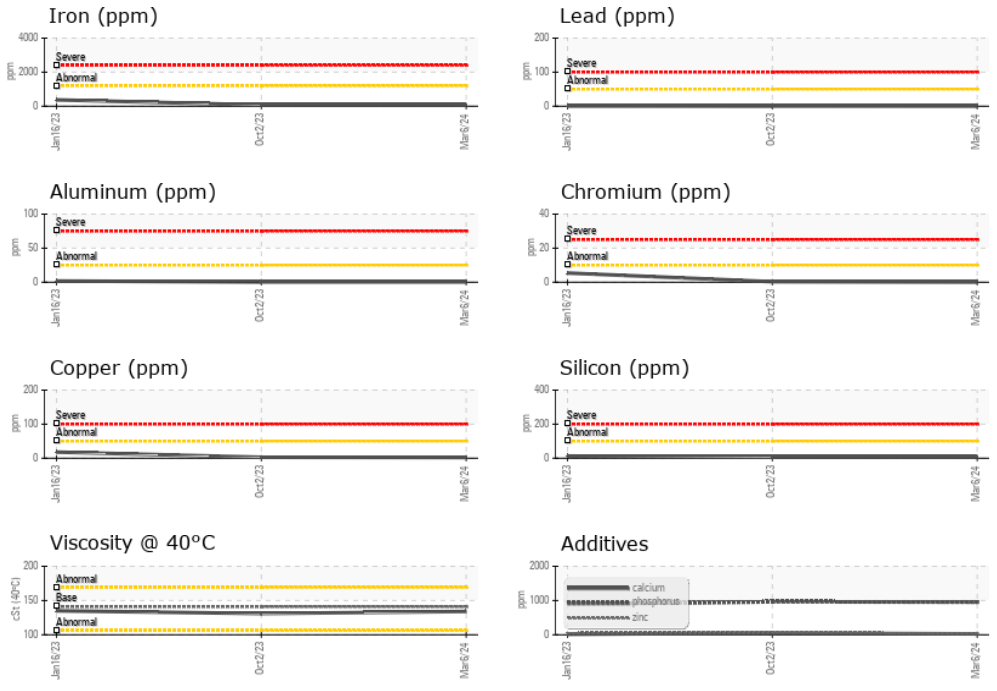
VISUAL	method	limit/base	current	history1	history2
White Metal	scalar	Visual*	NONE	NONE	NONE
Yellow Metal	scalar	Visual*	NONE	NONE	NONE
Precipitate	scalar	Visual*	NONE	NONE	NONE
Silt	scalar	Visual*	NONE	NONE	NONE
Debris	scalar	Visual*	NONE	NONE	NONE
Sand/Dirt	scalar	Visual*	NONE	NONE	NONE
Appearance	scalar	Visual*	NORML	NORML	NORML
Odor	scalar	Visual*	NORML	NORML	NORML
Emulsified Water	scalar	Visual*	>0.25	NEG	NEG
Free Water	scalar	Visual*		NEG	NEG

FLUID PROPERTIES	method	limit/base	current	history1	history2
Visc @ 40°C	cSt	ASTM D7279(m)	141.0	134	131

SAMPLE IMAGES	method	limit/base	current	history1	history2
---------------	--------	------------	---------	----------	----------



GRAPHS



Laboratory : WearCheck - C8-1175 Appleby Line, Burlington, ON L7L 5H9
Sample No. : WC0899464
Lab Number : 02624395
Unique Number : 5749514
Test Package : MOBCE (Additional Tests: Visual)

RONI/IRON SHORE EXCAVATING LTD.
 100 MACINTOSH BLVD
 VAUGHAN, ON
 CA L4K 4P3
 Contact: Service Team
 service.team@roni.ca

Received : 25 Mar 2024
 Tested : 25 Mar 2024
 Diagnosed : 25 Mar 2024 - Wes Davis
 To discuss this sample report, contact Customer Service at 1-800-268-2131.
 Test denoted (*) outside scope of accreditation, (m) method modified, (e) tested at external lab.
 Validity of results and interpretation are based on the sample and information as supplied.