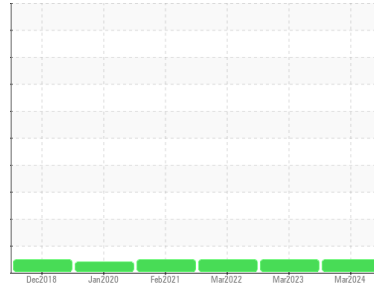




OIL ANALYSIS REPORT

Sample Rating Trend



NORMAL



Machine Id
PBA671203C HP METHANOL PUMP

Component
Gearbox

Fluid
MOBIL SHC 630 (--- LTR)

DIAGNOSIS

Recommendation

Resample at the next service interval to monitor.
NOTE: Please provide information regarding reservoir capacity, filter type and micron rating with next sample.

Wear

All component wear rates are normal.

Contamination

There is no indication of any contamination in the oil.

Fluid Condition

The AN level is acceptable for this fluid. The condition of the oil is suitable for further service.

| SAMPLE INFORMATION | | method | limit/base | current | history1 | history2 |
|--------------------|-------------|-------------|------------|--------------------|-------------|-------------|
| Sample Number | Client Info | | | PP13967627 | PP13845703 | PP |
| Sample Date | Client Info | | | 09 Mar 2024 | 20 Mar 2023 | 06 Mar 2022 |
| Machine Age | hrs | Client Info | | 0 | 0 | 0 |
| Oil Age | hrs | Client Info | | 0 | 0 | 0 |
| Oil Changed | Client Info | | | N/A | N/A | N/A |
| Sample Status | | | | NORMAL | NORMAL | NORMAL |

| CONTAMINATION | | method | limit/base | current | history1 | history2 |
|---------------|-----------|--------|------------|------------|----------|----------|
| Water | WC Method | | >0.2 | NEG | NEG | NEG |

| WEAR METALS | | method | limit/base | current | history1 | history2 |
|-------------|-----|---------------|------------|--------------|----------|----------|
| PQ | | ASTM D8184* | | 0 | 0 | 0 |
| Iron | ppm | ASTM D5185(m) | >150 | 2 | 2 | 2 |
| Chromium | ppm | ASTM D5185(m) | >10 | 0 | 0 | 0 |
| Nickel | ppm | ASTM D5185(m) | >10 | 0 | <1 | 0 |
| Titanium | ppm | ASTM D5185(m) | | <1 | <1 | 0 |
| Silver | ppm | ASTM D5185(m) | | 0 | 0 | 0 |
| Aluminum | ppm | ASTM D5185(m) | >5 | 0 | <1 | <1 |
| Lead | ppm | ASTM D5185(m) | >65 | 0 | <1 | 0 |
| Copper | ppm | ASTM D5185(m) | >80 | <1 | <1 | <1 |
| Tin | ppm | ASTM D5185(m) | >8 | 0 | 0 | 0 |
| Antimony | ppm | ASTM D5185(m) | >5 | 0 | 0 | 0 |
| Vanadium | ppm | ASTM D5185(m) | | 0 | 0 | 0 |
| Beryllium | ppm | ASTM D5185(m) | | 0 | 0 | 0 |
| Cadmium | ppm | ASTM D5185(m) | | 0 | 0 | 0 |

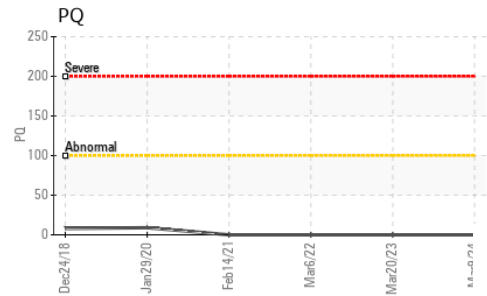
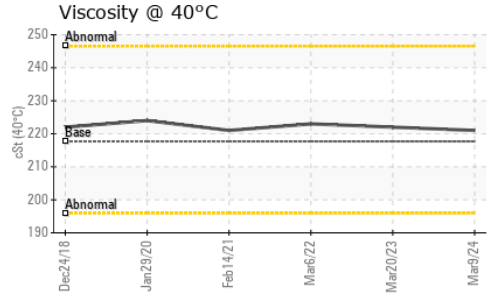
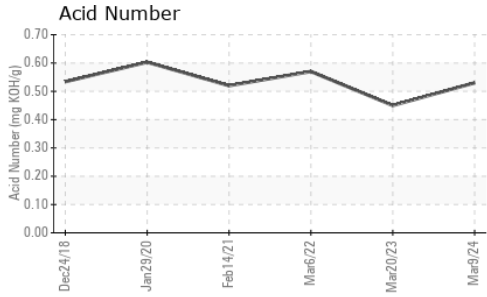
| ADDITIVES | | method | limit/base | current | history1 | history2 |
|------------|-----|---------------|------------|--------------|----------|----------|
| Boron | ppm | ASTM D5185(m) | | <1 | <1 | <1 |
| Barium | ppm | ASTM D5185(m) | | 0 | 0 | 0 |
| Molybdenum | ppm | ASTM D5185(m) | | 0 | 0 | 0 |
| Manganese | ppm | ASTM D5185(m) | | 0 | 0 | 0 |
| Magnesium | ppm | ASTM D5185(m) | | <1 | 0 | 0 |
| Calcium | ppm | ASTM D5185(m) | | 2 | 0 | 2 |
| Phosphorus | ppm | ASTM D5185(m) | | 408 | 467 | 465 |
| Zinc | ppm | ASTM D5185(m) | | 6 | 4 | 5 |
| Sulfur | ppm | ASTM D5185(m) | | 160 | 37 | 145 |
| Lithium | ppm | ASTM D5185(m) | | <1 | <1 | 0 |

| CONTAMINANTS | | method | limit/base | current | history1 | history2 |
|--------------|-----|---------------|------------|--------------|----------|----------|
| Silicon | ppm | ASTM D5185(m) | >20 | 20 | 23 | 22 |
| Sodium | ppm | ASTM D5185(m) | | <1 | <1 | 0 |
| Potassium | ppm | ASTM D5185(m) | >20 | 0 | 0 | <1 |

| FLUID DEGRADATION | | method | limit/base | current | history1 | history2 |
|-------------------|----------|------------|------------|-------------|----------|----------|
| Acid Number (AN) | mg KOH/g | ASTM D974* | | 0.53 | 0.45 | 0.57 |



OIL ANALYSIS REPORT

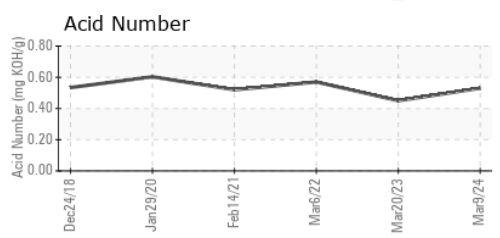
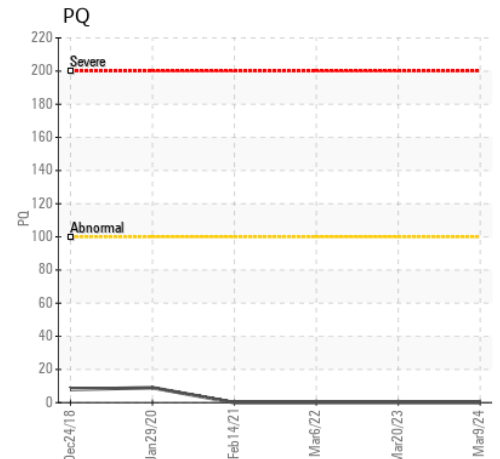
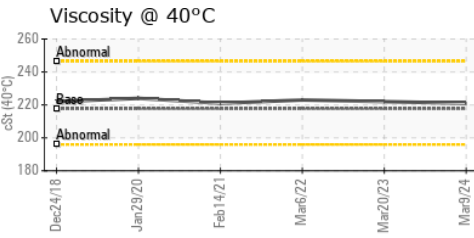
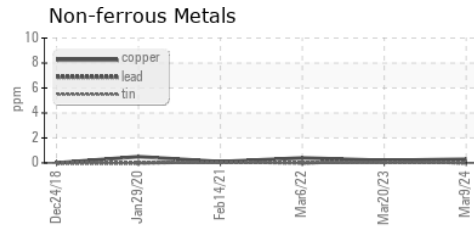
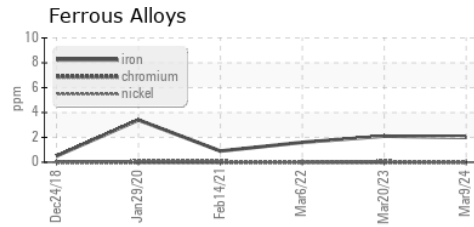


| VISUAL | method | limit/base | current | history1 | history2 |
|------------------|--------|------------|---------|----------|----------|
| White Metal | scalar | Visual* | NONE | NONE | VLITE |
| Yellow Metal | scalar | Visual* | NONE | NONE | NONE |
| Precipitate | scalar | Visual* | NONE | NONE | NONE |
| Silt | scalar | Visual* | NONE | VLITE | NONE |
| Debris | scalar | Visual* | NONE | NONE | NONE |
| Sand/Dirt | scalar | Visual* | NONE | VLITE | NONE |
| Appearance | scalar | Visual* | NORML | NORML | NORML |
| Odor | scalar | Visual* | NORML | NORML | NORML |
| Emulsified Water | scalar | Visual* | >0.2 | NEG | NEG |
| Free Water | scalar | Visual* | | NEG | NEG |

| FLUID PROPERTIES | method | limit/base | current | history1 | history2 |
|------------------|--------|---------------|---------|----------|----------|
| Visc @ 40°C | cSt | ASTM D7279(m) | 217.7 | 221 | 222 |

| SAMPLE IMAGES | method | limit/base | current | history1 | history2 |
|---------------|--------|------------|---------|----------|----------|
| Color | | | | | |
| Bottom | | | | | |

GRAPHS



Laboratory : WearCheck - C8-1175 Appleby Line, Burlington, ON L7L 5H9
Sample No. : PP13967627 **Received** : 28 Mar 2024
Lab Number : 02625431 **Tested** : 01 Apr 2024
Unique Number : 5750550 **Diagnosed** : 01 Apr 2024 - Kevin Marson
Test Package : MAR 2 (Additional Tests: TAN Man)

ExxonMobil Canada East Ltd.
 Hebron-Materials and Repair Coordin, Suite 1000, 100 New Gow
 St. John's, NL
 CA A1C 6K3
 Contact: Liam Maher
 liam.m.maher@exxonmobil.com
 T: (709)273-3729
 F:

To discuss this sample report, contact Customer Service at 1-800-268-2131.
 Test denoted (*) outside scope of accreditation, (m) method modified, (e) tested at external lab.
 Validity of results and interpretation are based on the sample and information as supplied.