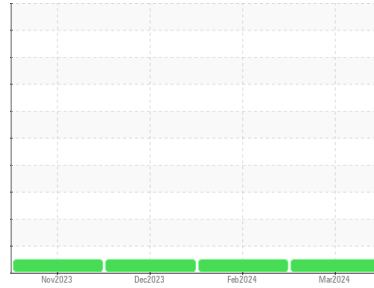




OIL ANALYSIS REPORT

Sample Rating Trend

NORMAL



Machine Id
JOHN DEERE 744P LDR016

Component
Rear Differential

Fluid
JOHN DEERE HY-GARD HYD/TRANS (--- GAL)

DIAGNOSIS

Recommendation

Resample at the next service interval to monitor.

Wear

All component wear rates are normal.

Contamination

There is no indication of any contamination in the oil.

Fluid Condition

The condition of the oil is acceptable for the time in service.

SAMPLE INFORMATION

	method	limit/base	current	history1	history2
Sample Number	Client Info		WC0902327	WC0904165	WC0886100
Sample Date	Client Info		25 Mar 2024	25 Feb 2024	18 Dec 2023
Machine Age	hrs	Client Info	3819	3197	2515
Oil Age	hrs	Client Info	0	1000	2000
Oil Changed	Client Info		Not Chngd	Changed	Not Chngd
Sample Status			NORMAL	NORMAL	NORMAL

CONTAMINATION

	method	limit/base	current	history1	history2
Water	WC Method	>.2	NEG	NEG	NEG

WEAR METALS

	method	limit/base	current	history1	history2	
Iron	ppm	ASTM D5185(m)	>500	16	35	30
Chromium	ppm	ASTM D5185(m)	>10	0	0	0
Nickel	ppm	ASTM D5185(m)	>10	0	<1	0
Titanium	ppm	ASTM D5185(m)		0	0	0
Silver	ppm	ASTM D5185(m)		0	0	0
Aluminum	ppm	ASTM D5185(m)	>25	<1	<1	<1
Lead	ppm	ASTM D5185(m)	>25	0	<1	<1
Copper	ppm	ASTM D5185(m)	>100	4	11	8
Tin	ppm	ASTM D5185(m)	>10	0	0	0
Antimony	ppm	ASTM D5185(m)	>5	0	0	0
Vanadium	ppm	ASTM D5185(m)		0	0	0
Beryllium	ppm	ASTM D5185(m)		0	0	0
Cadmium	ppm	ASTM D5185(m)		0	0	0

ADDITIVES

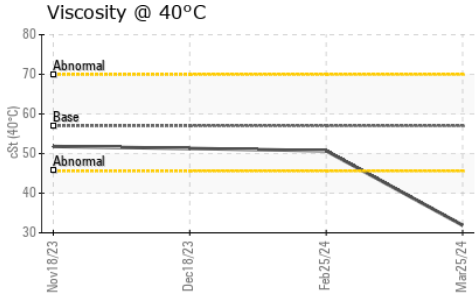
	method	limit/base	current	history1	history2	
Boron	ppm	ASTM D5185(m)	6	2	8	8
Barium	ppm	ASTM D5185(m)	0	0	<1	<1
Molybdenum	ppm	ASTM D5185(m)	0	0	0	<1
Manganese	ppm	ASTM D5185(m)		0	<1	0
Magnesium	ppm	ASTM D5185(m)	145	97	90	91
Calcium	ppm	ASTM D5185(m)	3570	3588	3345	3295
Phosphorus	ppm	ASTM D5185(m)	1290	1031	1057	1027
Zinc	ppm	ASTM D5185(m)	1640	1221	1188	1164
Sulfur	ppm	ASTM D5185(m)		3200	3736	3379
Lithium	ppm	ASTM D5185(m)		<1	<1	<1

CONTAMINANTS

	method	limit/base	current	history1	history2	
Silicon	ppm	ASTM D5185(m)	>75	3	3	3
Sodium	ppm	ASTM D5185(m)		<1	2	2
Potassium	ppm	ASTM D5185(m)	>20	0	<1	7




OIL ANALYSIS REPORT



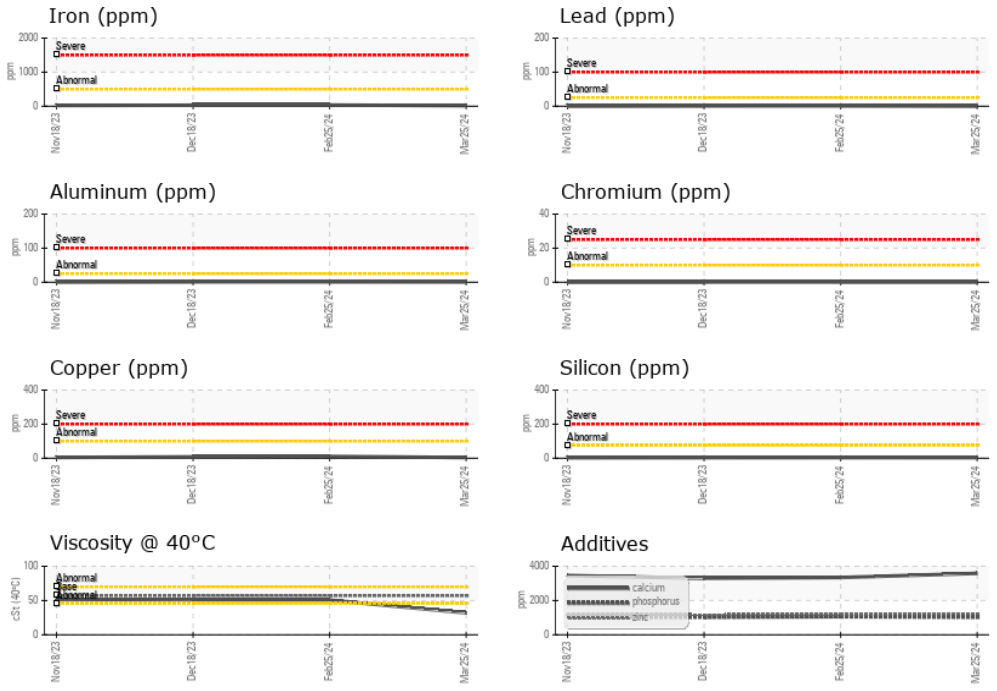
VISUAL	method	limit/base	current	history1	history2
White Metal	scalar	Visual*	NONE	NONE	NONE
Yellow Metal	scalar	Visual*	NONE	NONE	NONE
Precipitate	scalar	Visual*	NONE	NONE	NONE
Silt	scalar	Visual*	NONE	NONE	NONE
Debris	scalar	Visual*	NONE	NONE	NONE
Sand/Dirt	scalar	Visual*	NONE	NONE	NONE
Appearance	scalar	Visual*	NORML	NORML	NORML
Odor	scalar	Visual*	NORML	NORML	NORML
Emulsified Water	scalar	Visual*	>.2	NEG	NEG
Free Water	scalar	Visual*		NEG	NEG

FLUID PROPERTIES	method	limit/base	current	history1	history2	
Visc @ 40°C	cSt	ASTM D7279(m)	57.0	31.9	50.7	51.3

SAMPLE IMAGES	method	limit/base	current	history1	history2
---------------	--------	------------	---------	----------	----------



GRAPHS



Laboratory : WearCheck - C8-1175 Appleby Line, Burlington, ON L7L 5H9
Sample No. : WC0902327
Lab Number : **02625753**
Unique Number : 5750872
Test Package : MOB 1

Agnico Eagle Canada
 1350 Government Rd. W, MACASSA COMPLEX
 Kirkland Lake, ON
 CA P2N 3J1

To discuss this sample report, contact Customer Service at 1-800-268-2131.
 Test denoted (*) outside scope of accreditation, (m) method modified, (e) tested at external lab.
 Validity of results and interpretation are based on the sample and information as supplied.

Contact: Mitch Lamontagne
 AEM_KL_macassaoilsamplesresults@agnicoeagle.com
 T: (705)567-5208
 F: (705)567-5221