




OIL ANALYSIS REPORT

Sample Rating Trend

COOL CHEMICALS



Area
New Forest Paper - N03200
 Machine Id
A2403178
 Component
Hydraulic System
 Fluid
{not provided} (--- GAL)



DIAGNOSIS

- **Recommendation**
This is a baseline read-out on the submitted sample.
- **Wear**
Aluminum and iron ppm levels are noted.
- **Contamination**
Potassium ppm levels are notably high.
- **Fluid Condition**
Sodium ppm levels are notably high.

SAMPLE INFORMATION

	method	limit/base	current	history1	history2
Batch #	Client Info		2024 03 0320	---	---
Department	Client Info		Production	---	---
Sample From	Client Info		Machine	---	---
Production Stage	Client Info		Initial	---	---
Sent to WC	Client Info		03/27/2024	---	---
Sample Number	Client Info		E30001769	---	---
Sample Date	Client Info		27 Mar 2024	---	---
Machine Age	hrs	Client Info	0	---	---
Oil Age	hrs	Client Info	0	---	---
Oil Changed		Client Info	N/A	---	---
Sample Status			ATTENTION	---	---

CONTAMINATION

	method	limit/base	current	history1	history2
Water	WC Method	>0.05	NEG	---	---

WEAR METALS

	method	limit/base	current	history1	history2
Iron	ppm	ASTM D5185(m) >20	● 34	---	---
Chromium	ppm	ASTM D5185(m) >10	0	---	---
Nickel	ppm	ASTM D5185(m) >10	0	---	---
Titanium	ppm	ASTM D5185(m)	0	---	---
Silver	ppm	ASTM D5185(m)	0	---	---
Aluminum	ppm	ASTM D5185(m) >10	● 10	---	---
Lead	ppm	ASTM D5185(m) >20	1	---	---
Copper	ppm	ASTM D5185(m) >20	6	---	---
Tin	ppm	ASTM D5185(m) >10	0	---	---
Antimony	ppm	ASTM D5185(m)	0	---	---
Vanadium	ppm	ASTM D5185(m)	0	---	---
Beryllium	ppm	ASTM D5185(m)	0	---	---
Cadmium	ppm	ASTM D5185(m)	0	---	---

ADDITIVES

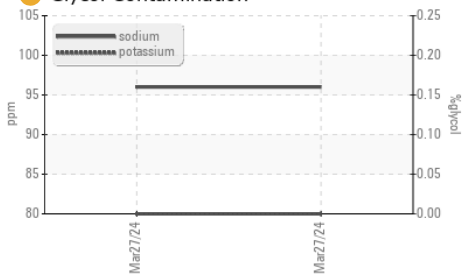
	method	limit/base	current	history1	history2
Boron	ppm	ASTM D5185(m)	3	---	---
Barium	ppm	ASTM D5185(m)	1	---	---
Molybdenum	ppm	ASTM D5185(m)	<1	---	---
Manganese	ppm	ASTM D5185(m)	0	---	---
Magnesium	ppm	ASTM D5185(m)	60	---	---
Calcium	ppm	ASTM D5185(m)	159	---	---
Phosphorus	ppm	ASTM D5185(m)	418	---	---
Zinc	ppm	ASTM D5185(m)	351	---	---
Sulfur	ppm	ASTM D5185(m)	2203	---	---
Lithium	ppm	ASTM D5185(m)	<1	---	---

CONTAMINANTS


	method	limit/base	current	history1	history2
Silicon	ppm	ASTM D5185(m) >15	6	---	---
Sodium	ppm	ASTM D5185(m)	● 96	---	---
Potassium	ppm	ASTM D5185(m) >20	● 80	---	---

OIL ANALYSIS REPORT

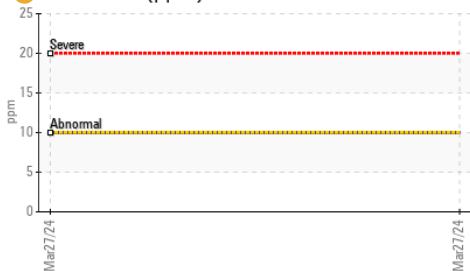
Glycol Contamination



Ferrous Alloys



Aluminum (ppm)



VISUAL	method	limit/base	current	history1	history2	
White Metal	scalar	Visual*	NONE	NONE	---	---
Yellow Metal	scalar	Visual*	NONE	NONE	---	---
Precipitate	scalar	Visual*	NONE	NONE	---	---
Silt	scalar	Visual*	NONE	NONE	---	---
Debris	scalar	Visual*	NONE	NONE	---	---
Sand/Dirt	scalar	Visual*	NONE	NONE	---	---
Appearance	scalar	Visual*	NORML	NORML	---	---
Odor	scalar	Visual*	NORML	NORML	---	---

SAMPLE IMAGES	method	limit/base	current	history1	history2
Color				no image	no image
Bottom				no image	no image

GRAPHS



Laboratory : WearCheck - C8-1175 Appleby Line, Burlington, ON L7L 5H9
Sample No. : E30001769
Lab Number : 02625856
Unique Number : 5758988
Test Package : TEST (Additional Tests: ICP)

Environmental 360 Solutions Ltd.
 640 Victoria Street
 Cobourg, ON
 CA K9A 5H5
 Contact: Tatiana Sorkina
 tsorkina@e360s.ca
 T: (800)263-3939
 F: (905)373-4950

To discuss this sample report, contact Customer Service at 1-905-372-2251.
 Test denoted (*) outside scope of accreditation, (m) method modified, (e) tested at external lab.
 Validity of results and interpretation are based on the sample and information as supplied.