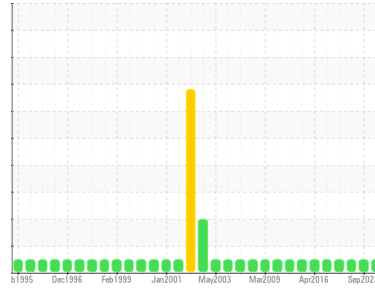




OIL ANALYSIS REPORT

Sample Rating Trend



NORMAL



Area
47 BLEACH PLANT
 Machine Id
D0 WASHER - FALK DRIVE (S/N 475201)
 Component
Gear Reducer
 Fluid
MOBIL MOBILGEAR 600 XP 220 (8 GAL)

DIAGNOSIS

Recommendation

Resample at the next service interval to monitor.

Wear

All component wear rates are normal.

Contamination

There is no indication of any contamination in the oil.

Fluid Condition

The AN level is acceptable for this fluid. The condition of the oil is suitable for further service.

| SAMPLE INFORMATION | | method | limit/base | current | history1 | history2 |
|--------------------|-------------|-------------|------------|--------------------|-------------|-------------|
| Sample Number | Client Info | | | WC | WC | WC |
| Sample Date | Client Info | | | 21 Mar 2024 | 14 Sep 2023 | 30 Jan 2023 |
| Machine Age | hrs | Client Info | | 0 | 0 | 0 |
| Oil Age | hrs | Client Info | | 0 | 0 | 0 |
| Oil Changed | Client Info | | | N/A | N/A | N/A |
| Sample Status | | | | NORMAL | NORMAL | NORMAL |

| CONTAMINATION | | method | limit/base | current | history1 | history2 |
|---------------|-----------|--------|------------|------------|----------|----------|
| Water | WC Method | | >0.2 | NEG | NEG | NEG |

| WEAR METALS | | method | limit/base | current | history1 | history2 |
|-------------|-----|---------------|------------|--------------|----------|----------|
| PQ | | ASTM D8184* | | 0 | 0 | 0 |
| Iron | ppm | ASTM D5185(m) | >250 | 8 | 23 | 21 |
| Chromium | ppm | ASTM D5185(m) | >5 | 0 | 0 | 0 |
| Nickel | ppm | ASTM D5185(m) | >5 | 0 | <1 | <1 |
| Titanium | ppm | ASTM D5185(m) | | 0 | 0 | 0 |
| Silver | ppm | ASTM D5185(m) | | 0 | <1 | 0 |
| Aluminum | ppm | ASTM D5185(m) | >20 | 0 | 0 | <1 |
| Lead | ppm | ASTM D5185(m) | >50 | <1 | 3 | 2 |
| Copper | ppm | ASTM D5185(m) | >50 | 1 | 2 | 2 |
| Tin | ppm | ASTM D5185(m) | >5 | 0 | 0 | 0 |
| Antimony | ppm | ASTM D5185(m) | >5 | 0 | 0 | <1 |
| Vanadium | ppm | ASTM D5185(m) | | 0 | 0 | 0 |
| Beryllium | ppm | ASTM D5185(m) | | 0 | 0 | 0 |
| Cadmium | ppm | ASTM D5185(m) | | 0 | 0 | 0 |

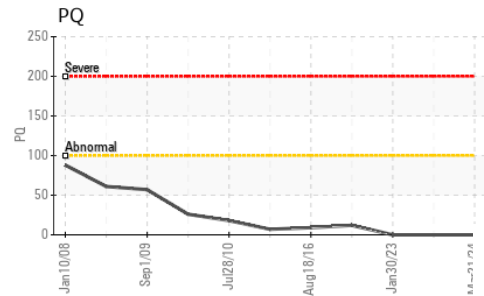
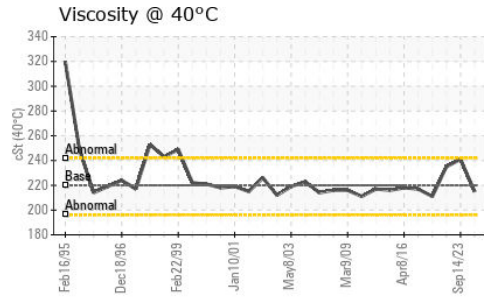
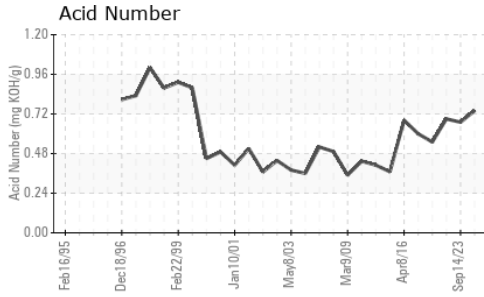
| ADDITIVES | | method | limit/base | current | history1 | history2 |
|------------|-----|---------------|------------|--------------|----------|----------|
| Boron | ppm | ASTM D5185(m) | | 25 | 15 | 16 |
| Barium | ppm | ASTM D5185(m) | | 0 | <1 | 0 |
| Molybdenum | ppm | ASTM D5185(m) | | 0 | 0 | 0 |
| Manganese | ppm | ASTM D5185(m) | | 0 | 0 | <1 |
| Magnesium | ppm | ASTM D5185(m) | | <1 | 0 | <1 |
| Calcium | ppm | ASTM D5185(m) | | <1 | 1 | 0 |
| Phosphorus | ppm | ASTM D5185(m) | | 314 | 356 | 380 |
| Zinc | ppm | ASTM D5185(m) | | 1 | 2 | 1 |
| Sulfur | ppm | ASTM D5185(m) | | 14405 | 11490 | 12425 |
| Lithium | ppm | ASTM D5185(m) | | <1 | <1 | <1 |

| CONTAMINANTS | | method | limit/base | current | history1 | history2 |
|--------------|-----|---------------|------------|--------------|----------|----------|
| Silicon | ppm | ASTM D5185(m) | >60 | <1 | 7 | 6 |
| Sodium | ppm | ASTM D5185(m) | | 0 | <1 | 0 |
| Potassium | ppm | ASTM D5185(m) | >20 | <1 | 0 | 0 |

| FLUID DEGRADATION | | method | limit/base | current | history1 | history2 |
|-------------------|----------|------------|------------|-------------|----------|----------|
| Acid Number (AN) | mg KOH/g | ASTM D974* | | 0.74 | 0.67 | 0.69 |




OIL ANALYSIS REPORT



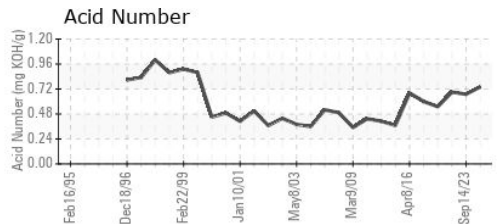
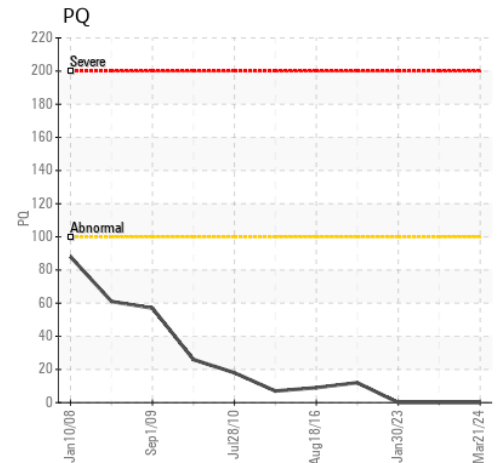
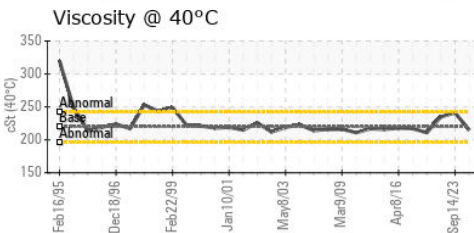
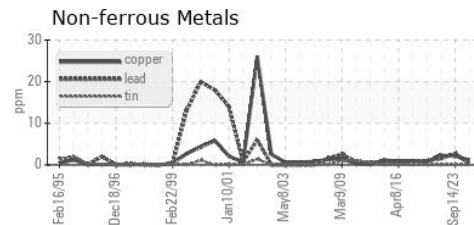
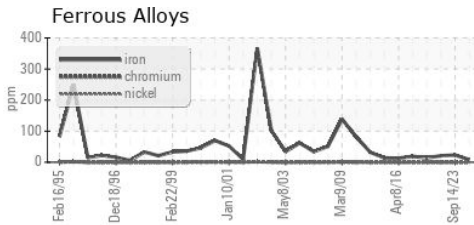
| VISUAL | method | limit/base | current | history1 | history2 |
|------------------|--------|------------|---------|----------|----------|
| White Metal | scalar | Visual* | NONE | NONE | NONE |
| Yellow Metal | scalar | Visual* | NONE | NONE | NONE |
| Precipitate | scalar | Visual* | NONE | NONE | NONE |
| Silt | scalar | Visual* | NONE | NONE | NONE |
| Debris | scalar | Visual* | NONE | NONE | NONE |
| Sand/Dirt | scalar | Visual* | NONE | NONE | NONE |
| Appearance | scalar | Visual* | NORML | NORML | NORML |
| Odor | scalar | Visual* | NORML | NORML | NORML |
| Emulsified Water | scalar | Visual* | >0.2 | NEG | NEG |
| Free Water | scalar | Visual* | | NEG | NEG |

| FLUID PROPERTIES | method | limit/base | current | history1 | history2 |
|------------------|--------|---------------|---------|----------|----------|
| Visc @ 40°C | cSt | ASTM D7279(m) | 220 | 215 | 241 |

| SAMPLE IMAGES | method | limit/base | current | history1 | history2 |
|---------------|--------|------------|---------|----------|----------|
|---------------|--------|------------|---------|----------|----------|



GRAPHS



Laboratory : WearCheck - C8-1175 Appleby Line, Burlington, ON L7L 5H9
Sample No. : WC
Lab Number : 02626199
Unique Number : 5759331
Test Package : IND 2 (Additional Tests: TAN Man)

AV GROUP NB INC.
 103 PINDER ROAD,, NACKAWIC MILL
 NACKAWIC, NB
 CA E6G 1W4
 Contact: Basil Fadulalla
 basil.fadulalla@adityabirla.com

To discuss this sample report, contact Customer Service at 1-800-268-2131.
 Test denoted (*) outside scope of accreditation, (m) method modified, (e) tested at external lab.
 Validity of results and interpretation are based on the sample and information as supplied.

T:
F: