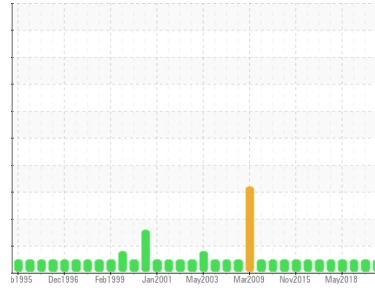




OIL ANALYSIS REPORT

Sample Rating Trend



NORMAL



Area
47 BLEACH PLANT
 Machine Id
H.D. PUMP TO 1ST CAUS. TWR - REDUCER (S/N 472105)
 Component
Gear Reducer
 Fluid
MOBIL MOBILGEAR 600 XP 220 (8 GAL)

DIAGNOSIS

Recommendation

Resample at the next service interval to monitor.

Wear

All component wear rates are normal.

Contamination

There is no indication of any contamination in the oil.

Fluid Condition

The AN level is acceptable for this fluid. The condition of the oil is suitable for further service.

SAMPLE INFORMATION

method	limit/base	current	history1	history2
Sample Number	Client Info	WC	WC	WC
Sample Date	Client Info	21 Mar 2024	14 Sep 2023	30 Jan 2023
Machine Age	hrs Client Info	0	0	0
Oil Age	hrs Client Info	0	0	0
Oil Changed	Client Info	N/A	N/A	N/A
Sample Status		NORMAL	NORMAL	NORMAL

CONTAMINATION

method	limit/base	current	history1	history2
Water	WC Method >0.2	NEG	NEG	NEG

WEAR METALS

method	limit/base	current	history1	history2
PQ	ASTM D8184*	0	0	0
Iron	ppm ASTM D5185(m) >250	14	13	13
Chromium	ppm ASTM D5185(m) >5	0	0	0
Nickel	ppm ASTM D5185(m) >5	0	0	0
Titanium	ppm ASTM D5185(m)	0	0	0
Silver	ppm ASTM D5185(m)	0	0	0
Aluminum	ppm ASTM D5185(m) >20	<1	0	<1
Lead	ppm ASTM D5185(m) >50	0	<1	0
Copper	ppm ASTM D5185(m) >50	<1	<1	<1
Tin	ppm ASTM D5185(m) >5	0	0	0
Antimony	ppm ASTM D5185(m) >5	0	0	<1
Vanadium	ppm ASTM D5185(m)	0	0	0
Beryllium	ppm ASTM D5185(m)	0	0	0
Cadmium	ppm ASTM D5185(m)	0	0	0

ADDITIVES

method	limit/base	current	history1	history2
Boron	ppm ASTM D5185(m)	16	9	26
Barium	ppm ASTM D5185(m)	<1	0	0
Molybdenum	ppm ASTM D5185(m)	0	0	0
Manganese	ppm ASTM D5185(m)	0	<1	<1
Magnesium	ppm ASTM D5185(m)	1	<1	<1
Calcium	ppm ASTM D5185(m)	2	2	2
Phosphorus	ppm ASTM D5185(m)	319	346	369
Zinc	ppm ASTM D5185(m)	15	14	13
Sulfur	ppm ASTM D5185(m)	12547	12695	13278
Lithium	ppm ASTM D5185(m)	1	<1	<1

CONTAMINANTS

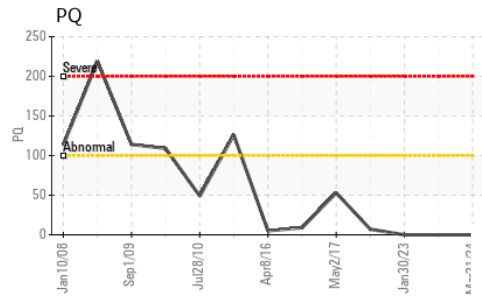
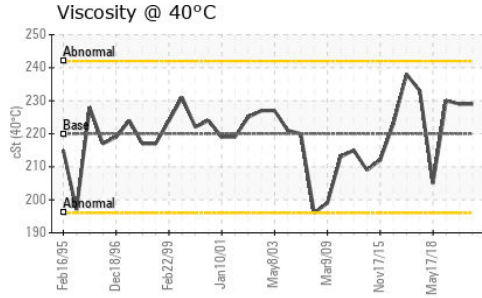
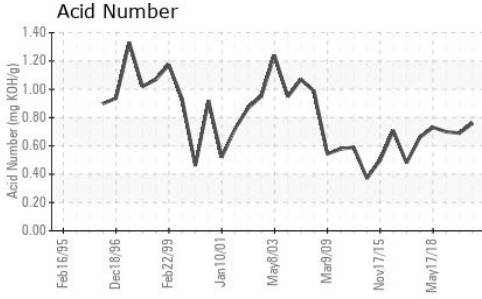
method	limit/base	current	history1	history2
Silicon	ppm ASTM D5185(m) >60	3	4	5
Sodium	ppm ASTM D5185(m)	4	3	4
Potassium	ppm ASTM D5185(m) >20	<1	0	<1

FLUID DEGRADATION

method	limit/base	current	history1	history2
Acid Number (AN)	mg KOH/g ASTM D974*	0.76	0.69	0.70




OIL ANALYSIS REPORT



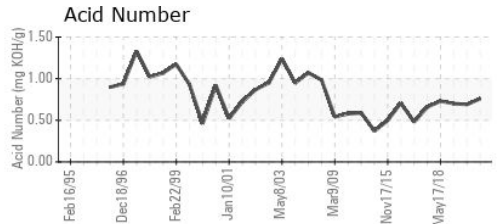
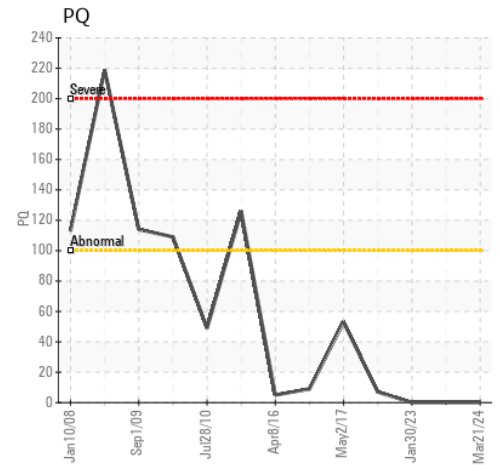
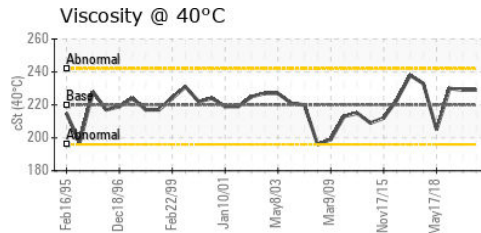
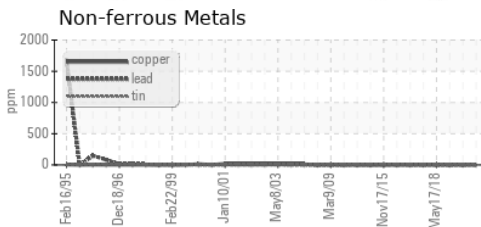
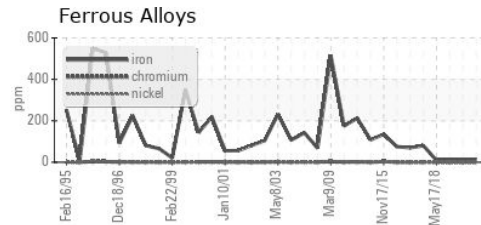
VISUAL	method	limit/base	current	history1	history2
White Metal	scalar	Visual*	NONE	NONE	NONE
Yellow Metal	scalar	Visual*	NONE	NONE	NONE
Precipitate	scalar	Visual*	NONE	NONE	NONE
Silt	scalar	Visual*	NONE	NONE	NONE
Debris	scalar	Visual*	NONE	NONE	NONE
Sand/Dirt	scalar	Visual*	NONE	NONE	NONE
Appearance	scalar	Visual*	NORML	NORML	NORML
Odor	scalar	Visual*	NORML	NORML	NORML
Emulsified Water	scalar	Visual*	>0.2	NEG	NEG
Free Water	scalar	Visual*		NEG	NEG

FLUID PROPERTIES	method	limit/base	current	history1	history2
Visc @ 40°C	cSt	ASTM D7279(m)	220	229	230

SAMPLE IMAGES	method	limit/base	current	history1	history2
---------------	--------	------------	---------	----------	----------



GRAPHS



Laboratory : WearCheck - C8-1175 Appleby Line, Burlington, ON L7L 5H9
Sample No. : WC **Received** : 02 Apr 2024
Lab Number : 02626205 **Tested** : 03 Apr 2024
Unique Number : 5759337 **Diagnosed** : 03 Apr 2024 - Wes Davis
Test Package : IND 2 (Additional Tests: TAN Man)

AV GROUP NB INC.
 103 PINDER ROAD,, NACKAWIC MILL
 NACKAWIC, NB
 CA E6G 1W4
 Contact: Basil Fadulalla
 basil.fadulalla@adityabirla.com

To discuss this sample report, contact Customer Service at 1-800-268-2131.
 Test denoted (*) outside scope of accreditation, (m) method modified, (e) tested at external lab.
 Validity of results and interpretation are based on the sample and information as supplied.

T:
F: