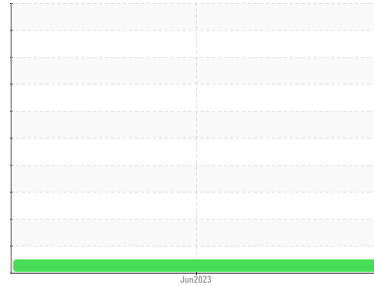




OIL ANALYSIS REPORT

Sample Rating Trend



NORMAL



Machine Id
703 PIVOT CARDIFF
 Component
Gearbox
 Fluid
MOBIL SHC 626 (--- GAL)

DIAGNOSIS

Recommendation

Resample at the next service interval to monitor.
 NOTE: Please provide information regarding reservoir capacity, filter type and micron rating with next sample. Please specify the component make and model with your next sample.

Wear

All component wear rates are normal.

Contamination

There is no indication of any contamination in the oil.

Fluid Condition

The AN level is acceptable for this fluid. The condition of the oil is suitable for further service.

SAMPLE INFORMATION

| | method | limit/base | current | history1 | history2 |
|---------------|-------------|-------------|--------------------|----------|----------|
| Sample Number | Client Info | | CB0030082 | --- | --- |
| Sample Date | Client Info | | 25 Jun 2023 | --- | --- |
| Machine Age | hrs | Client Info | 0 | --- | --- |
| Oil Age | hrs | Client Info | 0 | --- | --- |
| Oil Changed | Client Info | | N/A | --- | --- |
| Sample Status | | | NORMAL | --- | --- |

CONTAMINATION

| | method | limit/base | current | history1 | history2 |
|-------|-----------|------------|------------|----------|----------|
| Water | WC Method | >0.2 | NEG | --- | --- |

WEAR METALS

| | method | limit/base | current | history1 | history2 |
|-----------|-------------|--------------------|--------------|----------|----------|
| PQ | ASTM D8184* | | 0 | --- | --- |
| Iron | ppm | ASTM D5185(m) >200 | 2 | --- | --- |
| Chromium | ppm | ASTM D5185(m) >10 | 0 | --- | --- |
| Nickel | ppm | ASTM D5185(m) >10 | 0 | --- | --- |
| Titanium | ppm | ASTM D5185(m) | 0 | --- | --- |
| Silver | ppm | ASTM D5185(m) | 0 | --- | --- |
| Aluminum | ppm | ASTM D5185(m) >25 | 0 | --- | --- |
| Lead | ppm | ASTM D5185(m) >50 | 0 | --- | --- |
| Copper | ppm | ASTM D5185(m) >200 | <1 | --- | --- |
| Tin | ppm | ASTM D5185(m) >10 | 0 | --- | --- |
| Antimony | ppm | ASTM D5185(m) >5 | 0 | --- | --- |
| Vanadium | ppm | ASTM D5185(m) | 0 | --- | --- |
| Beryllium | ppm | ASTM D5185(m) | 0 | --- | --- |
| Cadmium | ppm | ASTM D5185(m) | 0 | --- | --- |

ADDITIVES

| | method | limit/base | current | history1 | history2 |
|------------|--------|---------------|--------------|----------|----------|
| Boron | ppm | ASTM D5185(m) | <1 | --- | --- |
| Barium | ppm | ASTM D5185(m) | 0 | --- | --- |
| Molybdenum | ppm | ASTM D5185(m) | 0 | --- | --- |
| Manganese | ppm | ASTM D5185(m) | 0 | --- | --- |
| Magnesium | ppm | ASTM D5185(m) | <1 | --- | --- |
| Calcium | ppm | ASTM D5185(m) | 0 | --- | --- |
| Phosphorus | ppm | ASTM D5185(m) | 682 | --- | --- |
| Zinc | ppm | ASTM D5185(m) | 3 | --- | --- |
| Sulfur | ppm | ASTM D5185(m) | 251 | --- | --- |
| Lithium | ppm | ASTM D5185(m) | <1 | --- | --- |

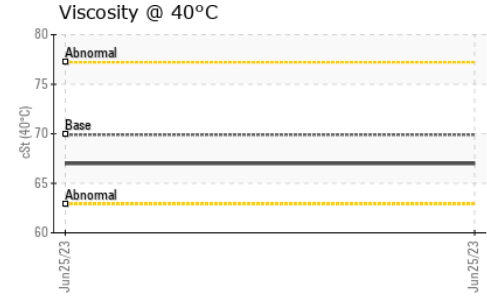

CONTAMINANTS

| | method | limit/base | current | history1 | history2 |
|-----------|--------|-------------------|--------------|----------|----------|
| Silicon | ppm | ASTM D5185(m) >50 | 15 | --- | --- |
| Sodium | ppm | ASTM D5185(m) | <1 | --- | --- |
| Potassium | ppm | ASTM D5185(m) >20 | <1 | --- | --- |

FLUID DEGRADATION

| | method | limit/base | current | history1 | history2 |
|------------------|----------|------------|-------------|----------|----------|
| Acid Number (AN) | mg KOH/g | ASTM D974* | 0.48 | --- | --- |

OIL ANALYSIS REPORT



| VISUAL | method | limit/base | current | history1 | history2 | |
|------------------|--------|------------|---------|----------|----------|-----|
| White Metal | scalar | Visual* | NONE | NONE | --- | --- |
| Yellow Metal | scalar | Visual* | NONE | NONE | --- | --- |
| Precipitate | scalar | Visual* | NONE | NONE | --- | --- |
| Silt | scalar | Visual* | NONE | NONE | --- | --- |
| Debris | scalar | Visual* | NONE | VLITE | --- | --- |
| Sand/Dirt | scalar | Visual* | NONE | VLITE | --- | --- |
| Appearance | scalar | Visual* | NORML | NORML | --- | --- |
| Odor | scalar | Visual* | NORML | NORML | --- | --- |
| Emulsified Water | scalar | Visual* | >0.2 | NEG | --- | --- |
| Free Water | scalar | Visual* | | NEG | --- | --- |


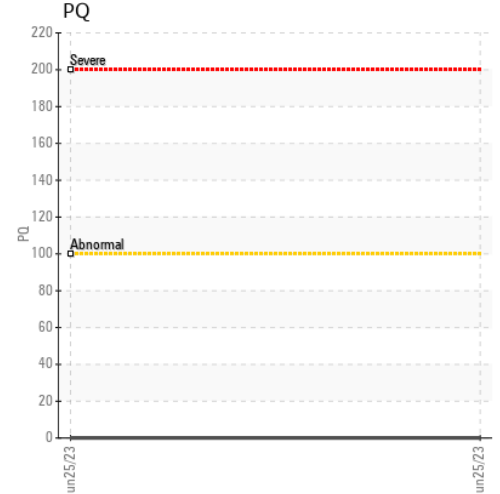
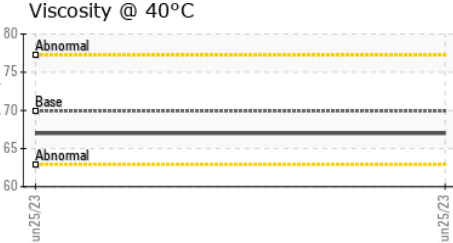
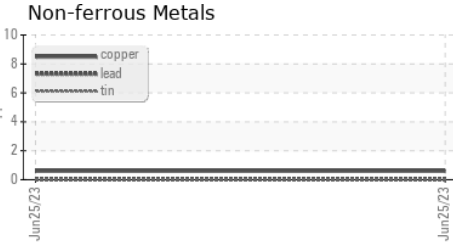
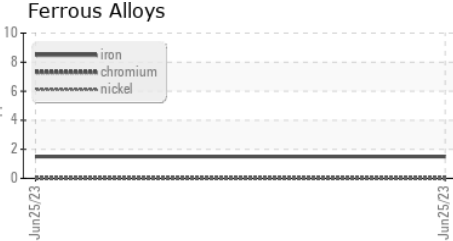
| FLUID PROPERTIES | method | limit/base | current | history1 | history2 | |
|------------------|--------|---------------|---------|----------|----------|-----|
| Visc @ 40°C | cSt | ASTM D7279(m) | 69.9 | 67.0 | --- | --- |

| SAMPLE IMAGES | method | limit/base | current | history1 | history2 |
|---------------|--------|------------|---------|----------|----------|
|---------------|--------|------------|---------|----------|----------|

Color

| | | | |
|---------------|----------|----------|----------|
| | no image | no image | |
| Bottom | | no image | no image |

GRAPHS



Laboratory : WearCheck - C8-1175 Appleby Line, Burlington, ON L7L 5H9
Sample No. : CB0030082
Lab Number : 02626473
Unique Number : 5759605
Test Package : IND 2 (Additional Tests: TAN Man)

DEPARTMENT OF NATIONAL DEFENSE-BASE COMMANDER
 77 LINE REGT 1 LINE SQN, 2 LANCE ST, BLDGE E-30
 KINGSTON, ON
 CA K7K 7B4
 Contact: Winston Hewlin
 WINSTON.HEWLIN@FORCES.GC.CA
 T: (613)541-5010
 F:

*To discuss this sample report, contact Customer Service at 1-800-268-2131.
 Test denoted (*) outside scope of accreditation, (m) method modified, (e) tested at external lab.
 Validity of results and interpretation are based on the sample and information as supplied.*