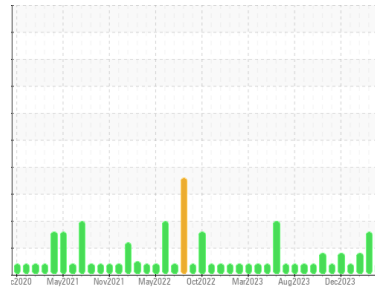




# OIL ANALYSIS REPORT

Sample Rating Trend



PH



Area

centre énergétique

Machine Id  
**14-1801-05**

Component  
**5 Screw Compressor**

Fluid  
**SULLAIR SULLUBE (500 LTR)**

## DIAGNOSIS

### Recommendation

Échantillonner de nouveau l'équipement au prochain intervalle de vidange afin d'en surveiller la condition.

### Wear

Les taux d'usure de tous les composants sont normaux.

### Contamination

La propreté du système est acceptable pour votre objectif de propreté ISO 4406. La teneur en eau est négligeable. La propreté du système et du fluide est acceptable.

### Fluid Condition

Le AN est acceptable pour ce fluide. L'état de l'huile permet d'en prolonger l'utilisation.

## SAMPLE INFORMATION

	method	limit/base	current	history1	history2
Sample Number	Client Info		<b>WC0915603</b>	WC0912874	WC0892382
Sample Date	Client Info		<b>09 Apr 2024</b>	11 Mar 2024	13 Feb 2024
Machine Age	hrs	Client Info	<b>103584</b>	0	102338
Oil Age	hrs	Client Info	<b>7246</b>	0	5999
Oil Changed	Client Info		<b>N/A</b>	N/A	N/A
Sample Status			<b>ABNORMAL</b>	ABNORMAL	ABNORMAL

## WEAR METALS

	method	limit/base	current	history1	history2
Iron	ppm	ASTM D5185(m) >60	<b>4</b>	4	4
Chromium	ppm	ASTM D5185(m) >4	<b>0</b>	0	0
Nickel	ppm	ASTM D5185(m)	<b>0</b>	0	0
Titanium	ppm	ASTM D5185(m)	<b>0</b>	0	0
Silver	ppm	ASTM D5185(m)	<b>0</b>	0	0
Aluminum	ppm	ASTM D5185(m) >5	<b>&lt;1</b>	<1	<1
Lead	ppm	ASTM D5185(m) >10	<b>0</b>	0	0
Copper	ppm	ASTM D5185(m) >30	<b>&lt;1</b>	<1	<1
Tin	ppm	ASTM D5185(m) >15	<b>0</b>	0	0
Antimony	ppm	ASTM D5185(m)	<b>0</b>	0	0
Vanadium	ppm	ASTM D5185(m)	<b>0</b>	0	0
Beryllium	ppm	ASTM D5185(m)	<b>0</b>	0	0
Cadmium	ppm	ASTM D5185(m)	<b>0</b>	0	0

## ADDITIVES

	method	limit/base	current	history1	history2
Boron	ppm	ASTM D5185(m) 12	<b>&lt;1</b>	<1	<1
Barium	ppm	ASTM D5185(m) 500	<b>282</b>	293	330
Molybdenum	ppm	ASTM D5185(m) 0.0	<b>0</b>	0	0
Manganese	ppm	ASTM D5185(m)	<b>0</b>	0	0
Magnesium	ppm	ASTM D5185(m) 0.0	<b>&lt;1</b>	<1	<1
Calcium	ppm	ASTM D5185(m) 8.2	<b>3</b>	4	4
Phosphorus	ppm	ASTM D5185(m) 4.0	<b>0</b>	0	0
Zinc	ppm	ASTM D5185(m) 0.1	<b>8</b>	8	9
Sulfur	ppm	ASTM D5185(m) 240	<b>403</b>	383	371
Lithium	ppm	ASTM D5185(m)	<b>&lt;1</b>	<1	<1

## CONTAMINANTS

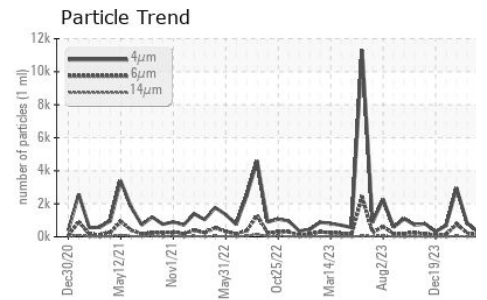
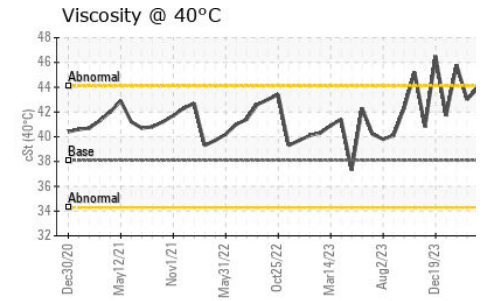
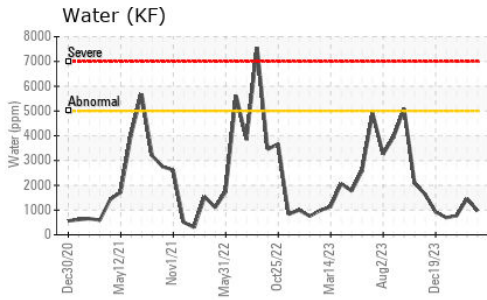
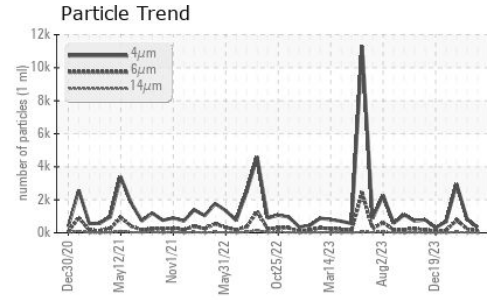
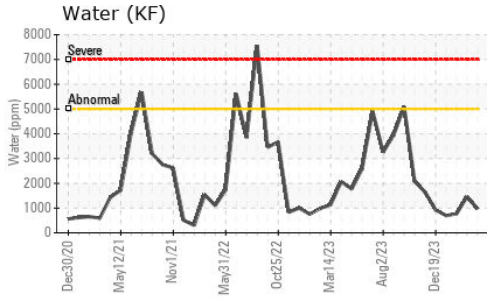
	method	limit/base	current	history1	history2
Silicon	ppm	ASTM D5185(m) >50	<b>0</b>	<1	<1
Sodium	ppm	ASTM D5185(m)	<b>22</b>	27	26
Potassium	ppm	ASTM D5185(m) >20	<b>4</b>	11	5
Water	%	ASTM D6304* >0.5	<b>0.096</b>	0.146	0.077
ppm Water	ppm	ASTM D6304* >5000	<b>965</b>	1461	772

## FLUID CLEANLINESS

	method	limit/base	current	history1	history2
Particles >4µm	ASTM D7647		<b>335</b>	824	2948
Particles >6µm	ASTM D7647	>2500	<b>93</b>	239	766
Particles >14µm	ASTM D7647	>320	<b>10</b>	23	39
Particles >21µm	ASTM D7647	>80	<b>3</b>	6	5
Particles >38µm	ASTM D7647	>20	<b>0</b>	0	0
Particles >71µm	ASTM D7647	>4	<b>0</b>	0	0
Oil Cleanliness	ISO 4406 (c)	>--/18/15	<b>16/14/10</b>	17/15/12	19/17/12



# OIL ANALYSIS REPORT




FLUID DEGRADATION	method	limit/base	current	history1	history2	
Acid Number (AN)	mg KOH/g	ASTM D974*	0.06	<b>0.92</b>	▲ 1.12	0.80

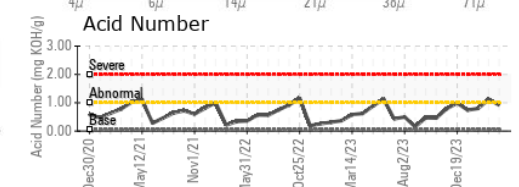
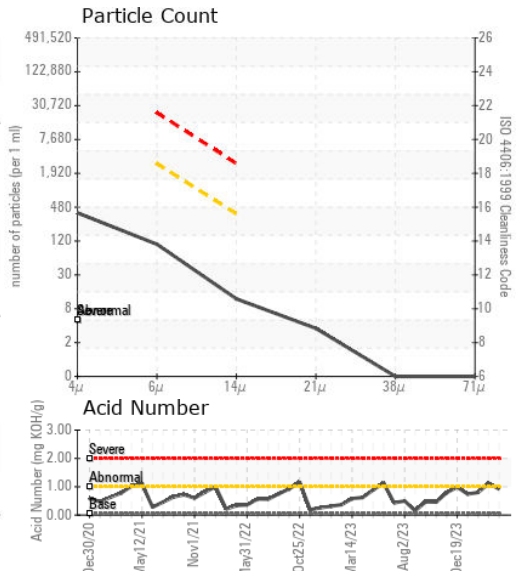
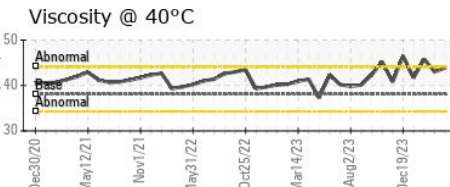
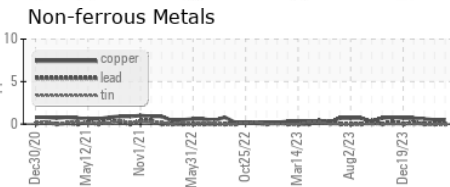
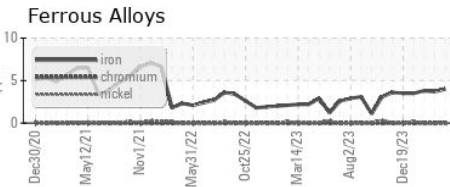
VISUAL	method	limit/base	current	history1	history2	
White Metal	scalar	Visual*	NONE	<b>NONE</b>	NONE	NONE
Yellow Metal	scalar	Visual*	NONE	<b>NONE</b>	NONE	NONE
Precipitate	scalar	Visual*	NONE	<b>NONE</b>	NONE	NONE
Silt	scalar	Visual*	NONE	<b>NONE</b>	NONE	NONE
Debris	scalar	Visual*	NONE	<b>NONE</b>	NONE	NONE
Sand/Dirt	scalar	Visual*	NONE	<b>NONE</b>	NONE	NONE
Appearance	scalar	Visual*	NORML	<b>NORML</b>	NORML	NORML
Odor	scalar	Visual*	NORML	<b>NORML</b>	NORML	NORML
Emulsified Water	scalar	Visual*	>0.5	<b>NEG</b>	NEG	NEG
Free Water	scalar	Visual*		<b>NEG</b>	NEG	NEG

FLUID PROPERTIES	method	limit/base	current	history1	history2
pH	Scale 0-14	ASTM D1287*	▲ <b>2.01</b>	▲ 3.23	▲ 3.37
Visc @ 40°C	cSt	ASTM D7279(m)	<b>43.9</b>	43.0	▲ 45.8

SAMPLE IMAGES	method	limit/base	current	history1	history2
Color					
Bottom					



## GRAPHS



**Laboratory** : WearCheck - C8-1175 Appleby Line, Burlington, ON L7L 5H9  
**Sample No.** : WC0915603 **Received** : 12 Apr 2024  
**Lab Number** : **02628484** **Tested** : 17 Apr 2024  
**Unique Number** : 5761616 **Diagnosed** : 17 Apr 2024 - Kevin Marson  
**Test Package** : IND 2 ( Additional Tests: KF, pH, TAN Man )

To discuss this sample report, contact Customer Service at 1-800-268-2131.  
 Test denoted (\*) outside scope of accreditation, (m) method modified, (e) tested at external lab.  
 Validity of results and interpretation are based on the sample and information as supplied.

**RTA - UGB**  
 C.P. 900  
 Ville de la Baie, QC  
 CA G7B 4G9  
 Contact: Alcan Epc  
 mathieu.tremblay2@riotinto.com  
 T: (418)697-9568  
 F: (418)697-9550