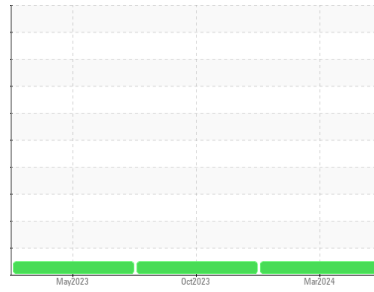




OIL ANALYSIS REPORT

Sample Rating Trend



NORMAL



Area
ORIN CONTRACTORS

Machine Id
226

Component
Rear Left Final Drive

Fluid
PETRO CANADA TRAXON 80W90 (--- GAL)

DIAGNOSIS

Recommendation

Confirm the source of the lubricant being utilized for top-up/fill. Resample at the next service interval to monitor.

Wear

All component wear rates are normal.

Contamination

There is no indication of any contamination in the oil.

Fluid Condition

Additive levels indicate the addition of a different brand, or type of oil. The condition of the oil is acceptable for the time in service.

SAMPLE INFORMATION		method	limit/base	current	history1	history2
Sample Number	Client Info			WC0920818	LH0275381	LH0256790
Sample Date	Client Info			21 Mar 2024	12 Oct 2023	18 May 2023
Machine Age	hrs	Client Info		0	0	1199
Oil Age	hrs	Client Info		0	0	0
Oil Changed		Client Info		N/A	Changed	Changed
Sample Status				NORMAL	NORMAL	NORMAL

CONTAMINATION		method	limit/base	current	history1	history2
Water	WC Method		>0.2	NEG	NEG	NEG

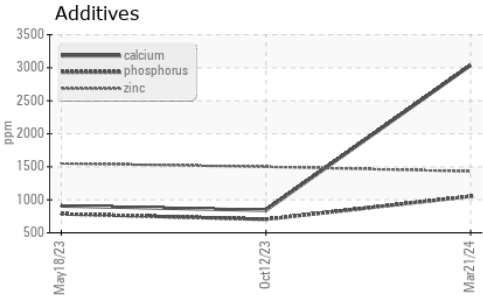
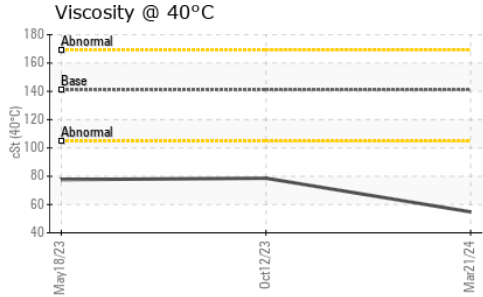
WEAR METALS		method	limit/base	current	history1	history2
Iron	ppm	ASTM D5185(m)	>500	137	484	287
Chromium	ppm	ASTM D5185(m)	>10	1	6	4
Nickel	ppm	ASTM D5185(m)	>10	<1	<1	<1
Titanium	ppm	ASTM D5185(m)		<1	0	<1
Silver	ppm	ASTM D5185(m)		0	<1	0
Aluminum	ppm	ASTM D5185(m)	>25	2	6	3
Lead	ppm	ASTM D5185(m)	>25	0	2	1
Copper	ppm	ASTM D5185(m)	>50	<1	3	2
Tin	ppm	ASTM D5185(m)	>10	0	0	0
Antimony	ppm	ASTM D5185(m)	>5	0	0	<1
Vanadium	ppm	ASTM D5185(m)		0	0	0
Beryllium	ppm	ASTM D5185(m)		0	0	0
Cadmium	ppm	ASTM D5185(m)		0	0	0

ADDITIVES		method	limit/base	current	history1	history2
Boron	ppm	ASTM D5185(m)	243	100	106	106
Barium	ppm	ASTM D5185(m)	1	1	8	8
Molybdenum	ppm	ASTM D5185(m)		0	0	<1
Manganese	ppm	ASTM D5185(m)		2	5	4
Magnesium	ppm	ASTM D5185(m)	2	19	4	4
Calcium	ppm	ASTM D5185(m)	6	3036	841	907
Phosphorus	ppm	ASTM D5185(m)	987	1053	704	786
Zinc	ppm	ASTM D5185(m)	1	1429	1499	1550
Sulfur	ppm	ASTM D5185(m)	21530	6630	5737	6177
Lithium	ppm	ASTM D5185(m)		2	3	3

CONTAMINANTS		method	limit/base	current	history1	history2
Silicon	ppm	ASTM D5185(m)	>75	23	50	39
Sodium	ppm	ASTM D5185(m)		2	7	6
Potassium	ppm	ASTM D5185(m)	>20	<1	2	1




OIL ANALYSIS REPORT



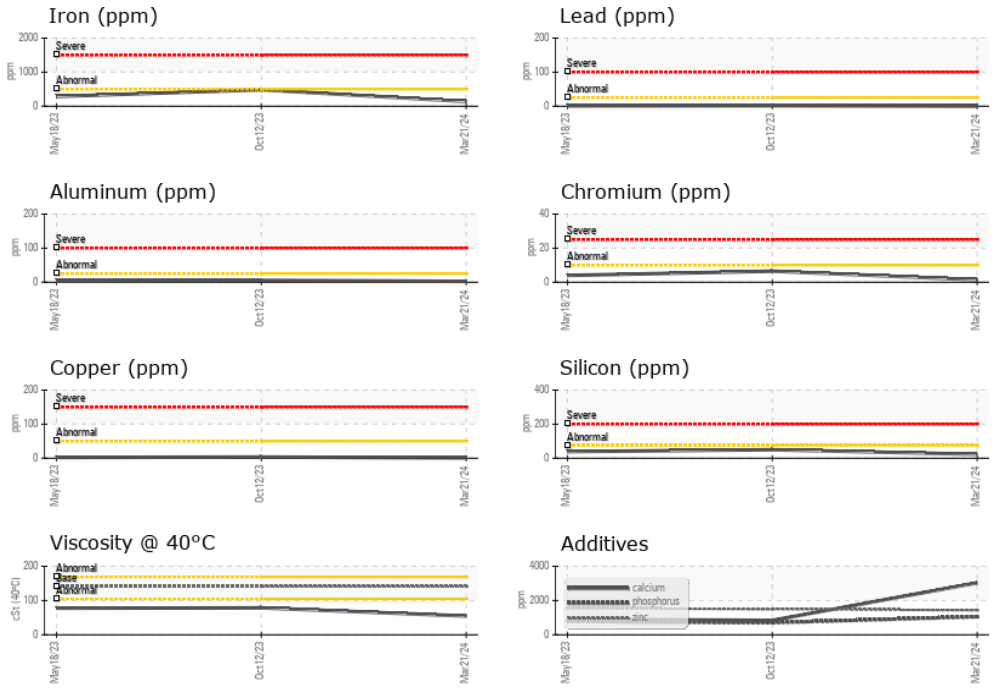
VISUAL	method	limit/base	current	history1	history2
White Metal	scalar	Visual*	NONE	NONE	NONE
Yellow Metal	scalar	Visual*	NONE	NONE	NONE
Precipitate	scalar	Visual*	NONE	NONE	NONE
Silt	scalar	Visual*	NONE	NONE	VLITE
Debris	scalar	Visual*	NONE	VLITE	NONE
Sand/Dirt	scalar	Visual*	NONE	NONE	NONE
Appearance	scalar	Visual*	NORML	NORML	NORML
Odor	scalar	Visual*	NORML	NORML	NORML
Emulsified Water	scalar	Visual*	>0.2	NEG	NEG
Free Water	scalar	Visual*		NEG	NEG

FLUID PROPERTIES	method	limit/base	current	history1	history2	
Visc @ 40°C	cSt	ASTM D7279(m)	141.0	54.8	78.6	77.6

SAMPLE IMAGES	method	limit/base	current	history1	history2
---------------	--------	------------	---------	----------	----------



GRAPHS



Laboratory : WearCheck - C8-1175 Appleby Line, Burlington, ON L7L 5H9
Sample No. : WC0920818 **Received** : 16 Apr 2024
Lab Number : 02629299 **Tested** : 17 Apr 2024
Unique Number : 5762431 **Diagnosed** : 17 Apr 2024 - Wes Davis
Test Package : MOBCE (Additional Tests: Visual)

RONI/IRON SHORE EXCAVATING LTD.
 100 MACINTOSH BLVD
 VAUGHAN, ON
 CA L4K 4P3
 Contact: Service Team
 service.team@roni.ca

To discuss this sample report, contact Customer Service at 1-800-268-2131.
 Test denoted (*) outside scope of accreditation, (m) method modified, (e) tested at external lab.
 Validity of results and interpretation are based on the sample and information as supplied.