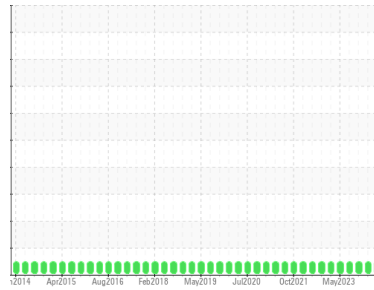




OIL ANALYSIS REPORT

Sample Rating Trend



NORMAL



Area

6

Machine Id

6-3-140 Stand-By Tower Elevator

Component

Gear Unit

Fluid

MOBIL SHC 632 (30 LTR)

DIAGNOSIS

Recommendation

Resample at the next service interval to monitor.

Wear

All component wear rates are normal.

Contamination

There is no indication of any contamination in the oil.

Fluid Condition

The AN level is acceptable for this fluid. The condition of the oil is suitable for further service.

SAMPLE INFORMATION

method	limit/base	current	history1	history2
Sample Number	Client Info	WC0925337	WC0902035	WC0869880
Sample Date	Client Info	09 Apr 2024	14 Feb 2024	01 Nov 2023
Machine Age	hrs	Client Info	0	0
Oil Age	hrs	Client Info	0	0
Oil Changed	Client Info	N/A	N/A	N/A
Sample Status		NORMAL	NORMAL	NORMAL

CONTAMINATION

method	limit/base	current	history1	history2
Water	WC Method >0.1	NEG	NEG	NEG

WEAR METALS

method	limit/base	current	history1	history2
PQ	ASTM D8184*	0	0	0
Iron	ppm	ASTM D5185(m) >150	0	0
Chromium	ppm	ASTM D5185(m) >10	0	0
Nickel	ppm	ASTM D5185(m) >10	0	<1
Titanium	ppm	ASTM D5185(m)	0	0
Silver	ppm	ASTM D5185(m)	0	<1
Aluminum	ppm	ASTM D5185(m) >25	0	<1
Lead	ppm	ASTM D5185(m) >100	0	0
Copper	ppm	ASTM D5185(m) >50	0	<1
Tin	ppm	ASTM D5185(m) >10	0	0
Antimony	ppm	ASTM D5185(m) >5	0	0
Vanadium	ppm	ASTM D5185(m)	0	0
Beryllium	ppm	ASTM D5185(m)	0	0
Cadmium	ppm	ASTM D5185(m)	0	0

ADDITIVES

method	limit/base	current	history1	history2
Boron	ppm	ASTM D5185(m) 0.6	<1	<1
Barium	ppm	ASTM D5185(m) 0.0	0	<1
Molybdenum	ppm	ASTM D5185(m) 0.0	0	0
Manganese	ppm	ASTM D5185(m) 0.0	0	0
Magnesium	ppm	ASTM D5185(m) 0.0	<1	<1
Calcium	ppm	ASTM D5185(m) 0.0	0	<1
Phosphorus	ppm	ASTM D5185(m) 807	402	363
Zinc	ppm	ASTM D5185(m) 0.6	4	3
Sulfur	ppm	ASTM D5185(m) 153	40	47
Lithium	ppm	ASTM D5185(m)	<1	<1

CONTAMINANTS

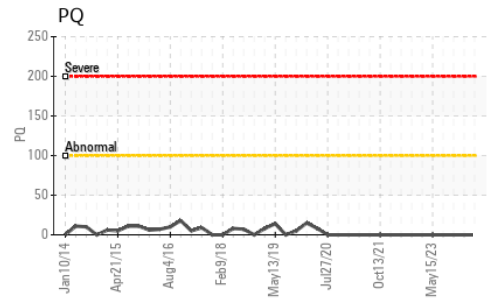
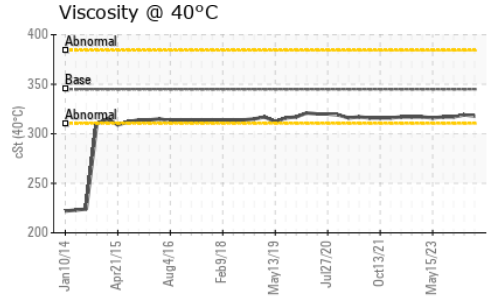
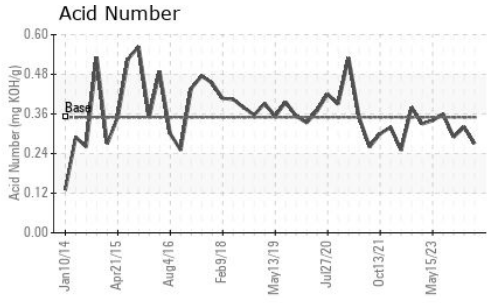
method	limit/base	current	history1	history2
Silicon	ppm	ASTM D5185(m) >50	14	9
Sodium	ppm	ASTM D5185(m)	0	<1
Potassium	ppm	ASTM D5185(m) >20	0	<1

FLUID DEGRADATION

method	limit/base	current	history1	history2
Acid Number (AN)	mg KOH/g	ASTM D974* 0.35	0.27	0.32




OIL ANALYSIS REPORT



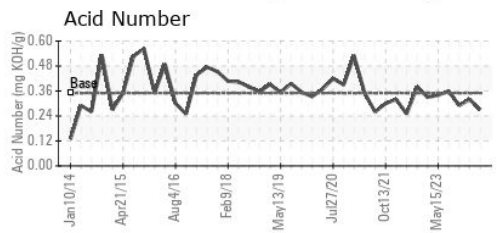
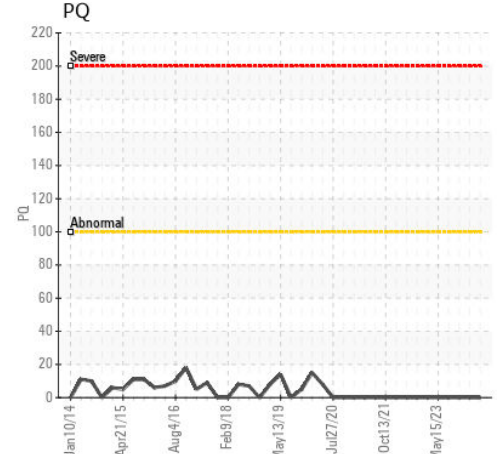
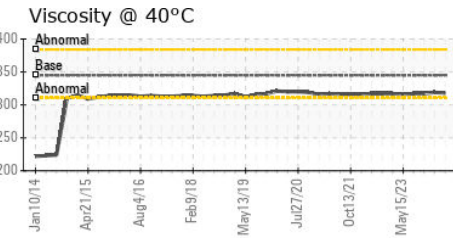
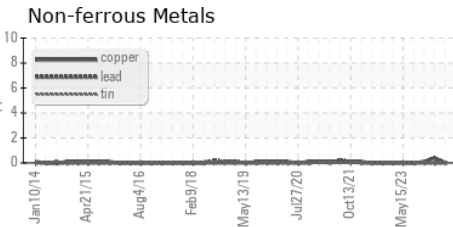
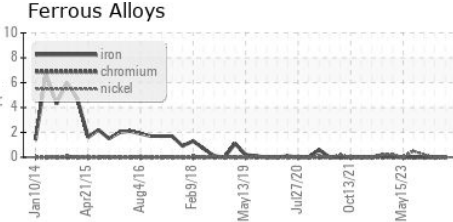
VISUAL	method	limit/base	current	history1	history2
White Metal	scalar	Visual*	NONE	NONE	NONE
Yellow Metal	scalar	Visual*	NONE	NONE	NONE
Precipitate	scalar	Visual*	NONE	NONE	NONE
Silt	scalar	Visual*	NONE	NONE	NONE
Debris	scalar	Visual*	NONE	VLITE	NONE
Sand/Dirt	scalar	Visual*	NONE	VLITE	NONE
Appearance	scalar	Visual*	NORML	NORML	NORML
Odor	scalar	Visual*	NORML	NORML	NORML
Emulsified Water	scalar	Visual*	>0.1	NEG	NEG
Free Water	scalar	Visual*		NEG	NEG

FLUID PROPERTIES	method	limit/base	current	history1	history2
Visc @ 40°C	cSt	ASTM D7279(m)	345	318	319

SAMPLE IMAGES	method	limit/base	current	history1	history2
---------------	--------	------------	---------	----------	----------



GRAPHS



Laboratory : WearCheck - C8-1175 Appleby Line, Burlington, ON L7L 5H9
Sample No. : WC0925337 **Received** : 16 Apr 2024
Lab Number : **02629382** **Tested** : 17 Apr 2024
Unique Number : 5762514 **Diagnosed** : 17 Apr 2024 - Wes Davis
Test Package : IND 2 (Additional Tests: TAN Man)

ST. MARYS CEMENT CO.
 400 BOWMANVILLE AVENUE
 BOWMANVILLE, ON
 CA L1C 7B5
 Contact: Lou Traiforos
 lou.traiforos@vcimentos.com
 T: (905)440-5874
 F: (905)623-4695

To discuss this sample report, contact Customer Service at 1-800-268-2131.
 Test denoted (*) outside scope of accreditation, (m) method modified, (e) tested at external lab.
 Validity of results and interpretation are based on the sample and information as supplied.