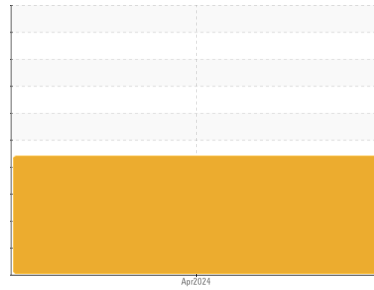


PROBLEM SUMMARY

Area
Metelix - M10200
 Machine Id
AG301
 Component
Hydraulic System
 Fluid
AW HYDRAULIC OIL ISO 46 (--- GAL)

Sample Rating Trend

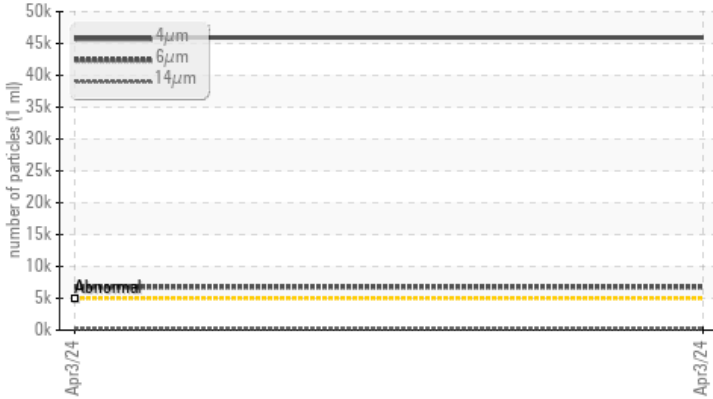


ISO

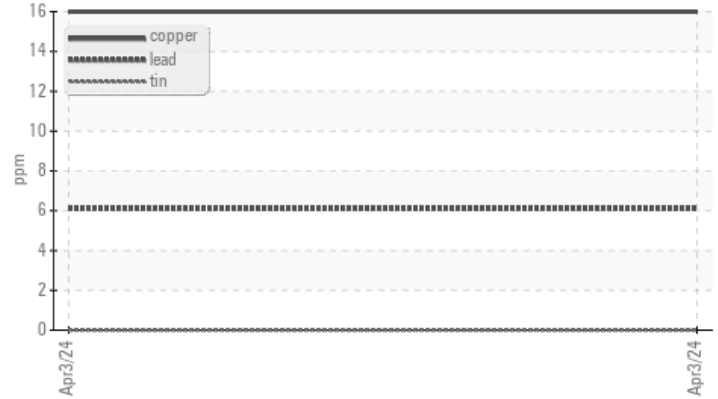


COMPONENT CONDITION SUMMARY

▲ Particle Trend



Non-ferrous Metals



RECOMMENDATION

The sample submitted is 16 times dirtier than the ISO dirt count recommendation of 19/16/14.

PROBLEMATIC TEST RESULTS

| Sample Status | | | SEVERE | --- | --- |
|-----------------|--------------|-----------|-------------------|-----|-----|
| Particles >4µm | ASTM D7647 | >5000 | ▲ 45939 | --- | --- |
| Particles >6µm | ASTM D7647 | >640 | ▲ 6794 | --- | --- |
| Oil Cleanliness | ISO 4406 (c) | >19/16/14 | ▲ 23/20/15 | --- | --- |

Customer Id: CHECOB
 Sample No.: E30001863
 Lab Number: 02629608
 Test Package: IND 2



To manage this report scan the QR code

To discuss the diagnosis or test data:
 Tatiana Sorkina +1 (800)263-3939
tsorkina@e360s.ca

To change component or sample information:
 Gloria Gonzalez +1 (289)291-4643 x4643
gloria.gonzalez@wearcheck.com

RECOMMENDED ACTIONS

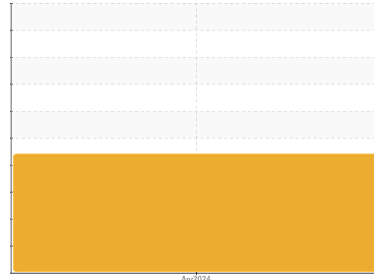
There are no recommended actions for this sample.

HISTORICAL DIAGNOSIS



OIL ANALYSIS REPORT

Sample Rating Trend



ISO



Area

Metelix - M10200

Machine Id

AG301

Component

Hydraulic System

Fluid

AW HYDRAULIC OIL ISO 46 (--- GAL)

DIAGNOSIS

▲ Recommendation

The sample submitted is 16 times dirtier than the ISO dirt count recommendation of 19/16/14.

▲ Contamination

Particles >4µm are abnormally high. Particles >6µm and oil cleanliness are abnormally high.

SAMPLE INFORMATION

| | method | limit/base | current | history1 | history2 |
|------------------|-------------|-------------|---------------------|----------|----------|
| Machine ID | Client Info | | Machine 8208 | --- | --- |
| Department | Client Info | | Sales | --- | --- |
| Sample From | Client Info | | Machine | --- | --- |
| Production Stage | Client Info | | Initial | --- | --- |
| Sent to WC | Client Info | | 04/15/2024 | --- | --- |
| Sample Number | Client Info | | E30001863 | --- | --- |
| Sample Date | Client Info | | 03 Apr 2024 | --- | --- |
| Machine Age | hrs | Client Info | 0 | --- | --- |
| Oil Age | hrs | Client Info | 0 | --- | --- |
| Oil Changed | Client Info | | N/A | --- | --- |
| Sample Status | | | SEVERE | --- | --- |

WEAR METALS

| | method | limit/base | current | history1 | history2 |
|-----------|--------|-------------------|--------------|----------|----------|
| Iron | ppm | ASTM D5185(m) >20 | 6 | --- | --- |
| Chromium | ppm | ASTM D5185(m) >20 | 0 | --- | --- |
| Nickel | ppm | ASTM D5185(m) >20 | 0 | --- | --- |
| Titanium | ppm | ASTM D5185(m) | <1 | --- | --- |
| Silver | ppm | ASTM D5185(m) | 0 | --- | --- |
| Aluminum | ppm | ASTM D5185(m) >20 | 1 | --- | --- |
| Lead | ppm | ASTM D5185(m) >20 | 6 | --- | --- |
| Copper | ppm | ASTM D5185(m) >20 | 16 | --- | --- |
| Tin | ppm | ASTM D5185(m) >20 | 0 | --- | --- |
| Antimony | ppm | ASTM D5185(m) | <1 | --- | --- |
| Vanadium | ppm | ASTM D5185(m) | 0 | --- | --- |
| Beryllium | ppm | ASTM D5185(m) | 0 | --- | --- |
| Cadmium | ppm | ASTM D5185(m) | 0 | --- | --- |

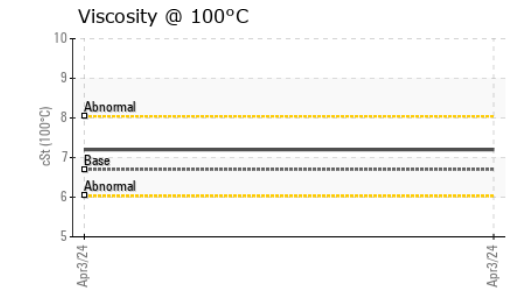


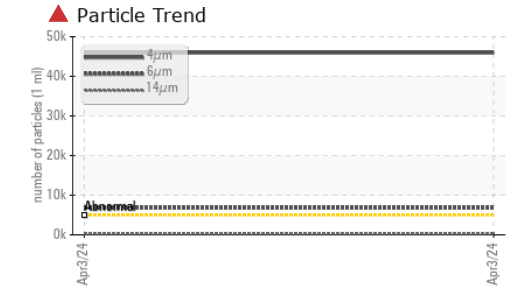
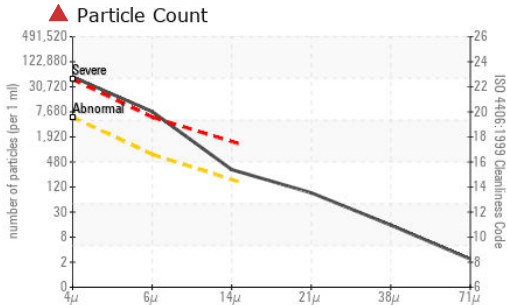
ADDITIVES

| | method | limit/base | current | history1 | history2 |
|------------|--------|--------------------|--------------|----------|----------|
| Boron | ppm | ASTM D5185(m) 5 | <1 | --- | --- |
| Barium | ppm | ASTM D5185(m) 5 | 0 | --- | --- |
| Molybdenum | ppm | ASTM D5185(m) 5 | 0 | --- | --- |
| Manganese | ppm | ASTM D5185(m) | <1 | --- | --- |
| Magnesium | ppm | ASTM D5185(m) 25 | 30 | --- | --- |
| Calcium | ppm | ASTM D5185(m) 200 | 50 | --- | --- |
| Phosphorus | ppm | ASTM D5185(m) 300 | 398 | --- | --- |
| Zinc | ppm | ASTM D5185(m) 370 | 422 | --- | --- |
| Sulfur | ppm | ASTM D5185(m) 2500 | 1340 | --- | --- |
| Lithium | ppm | ASTM D5185(m) | <1 | --- | --- |

CONTAMINANTS

| | method | limit/base | current | history1 | history2 |
|-----------|--------|-------------------|--------------|----------|----------|
| Silicon | ppm | ASTM D5185(m) >15 | 8 | --- | --- |
| Sodium | ppm | ASTM D5185(m) | 1 | --- | --- |
| Potassium | ppm | ASTM D5185(m) >20 | 0 | --- | --- |
| Water | % | ASTM D6304* >0.05 | 0.002 | --- | --- |
| ppm Water | ppm | ASTM D6304* >500 | 23 | --- | --- |

OIL ANALYSIS REPORT



| FLUID CLEANLINESS | method | limit/base | current | history1 | history2 |
|-------------------|--------------|------------|------------|----------|----------|
| Particles >4µm | ASTM D7647 | >5000 | ▲ 45939 | --- | --- |
| Particles >6µm | ASTM D7647 | >640 | ▲ 6794 | --- | --- |
| Particles >14µm | ASTM D7647 | >160 | ● 277 | --- | --- |
| Particles >21µm | ASTM D7647 | >40 | ● 77 | --- | --- |
| Particles >38µm | ASTM D7647 | >10 | 13 | --- | --- |
| Particles >71µm | ASTM D7647 | >3 | 2 | --- | --- |
| Oil Cleanliness | ISO 4406 (c) | >19/16/14 | ▲ 23/20/15 | --- | --- |

| FLUID DEGRADATION | method | limit/base | current | history1 | history2 | |
|-------------------|----------|------------|---------|----------|----------|-----|
| Acid Number (AN) | mg KOH/g | ASTM D974* | 0.57 | 0.47 | --- | --- |

| VISUAL | method | limit/base | current | history1 | history2 | |
|------------------|--------|------------|---------|----------|----------|-----|
| White Metal | scalar | Visual* | NONE | NONE | --- | --- |
| Yellow Metal | scalar | Visual* | NONE | NONE | --- | --- |
| Precipitate | scalar | Visual* | NONE | NONE | --- | --- |
| Silt | scalar | Visual* | NONE | NONE | --- | --- |
| Debris | scalar | Visual* | NONE | VLITE | --- | --- |
| Sand/Dirt | scalar | Visual* | NONE | NONE | --- | --- |
| Appearance | scalar | Visual* | NORML | NORML | --- | --- |
| Odor | scalar | Visual* | NORML | NORML | --- | --- |
| Emulsified Water | scalar | Visual* | >0.05 | NEG | --- | --- |
| Free Water | scalar | Visual* | | NEG | --- | --- |

| FLUID PROPERTIES | method | limit/base | current | history1 | history2 | |
|----------------------|--------|---------------|---------|----------|----------|-----|
| Visc @ 40°C | cSt | ASTM D7279(m) | 46 | 46.9 | --- | --- |
| Visc @ 100°C | cSt | ASTM D7279(m) | 6.7 | 7.2 | --- | --- |
| Viscosity Index (VI) | Scale | ASTM D2270* | 97 | 113 | --- | --- |

| SAMPLE IMAGES | method | limit/base | current | history1 | history2 | |
|---------------|--------|------------|---------|----------|----------|----------|
| Color | | | | | no image | no image |
| Bottom | | | | | no image | no image |



Laboratory : WearCheck - C8-1175 Appleby Line, Burlington, ON L7L 5H9
Sample No. : E30001863
Lab Number : 02629608
Unique Number : 5762740
Test Package : IND 2 (Additional Tests: KF, KV100, VI)
Received : 17 Apr 2024
Tested : 18 Apr 2024
Diagnosed : 22 Apr 2024 - Tatiana Sorkina

Environmental 360 Solutions Ltd.
 640 Victoria Street
 Cobourg, ON
 CA K9A 5H5
 Contact: Tatiana Sorkina
 tsorkina@e360s.ca
 T: (800)263-3939
 F: (905)373-4950

To discuss this sample report, contact Customer Service at 1-905-372-2251.
 Test denoted (*) outside scope of accreditation, (m) method modified, (e) tested at external lab.
 Validity of results and interpretation are based on the sample and information as supplied.