



OIL ANALYSIS REPORT

Sample Rating Trend



NORMAL



Area
AIM Recycling - 888081
 Machine Id
AG305
 Component
Hydraulic System
 Fluid
AW HYDRAULIC OIL ISO 32 (--- GAL)

DIAGNOSIS

Recommendation

The sample submitted is 2 times dirtier than the ISO dirt count recommendation of 19/16/14.

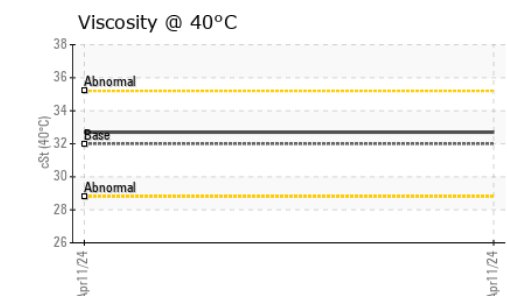
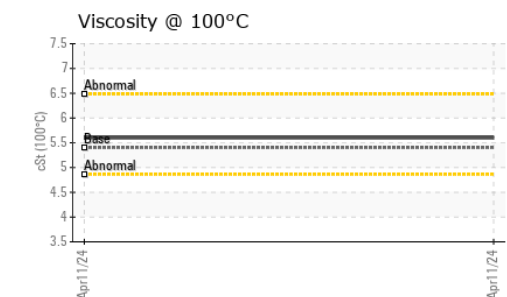
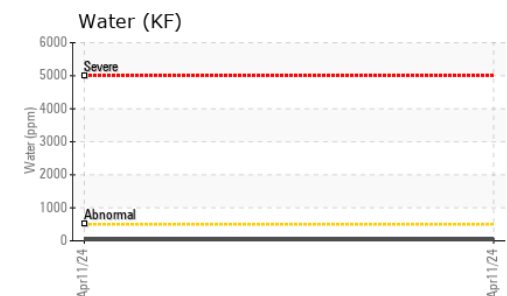
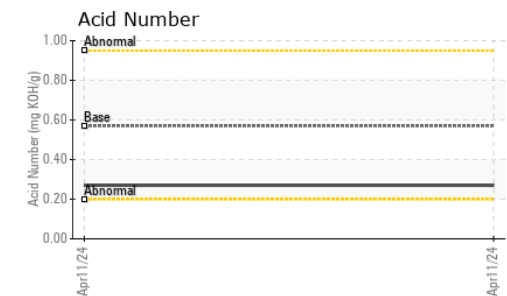
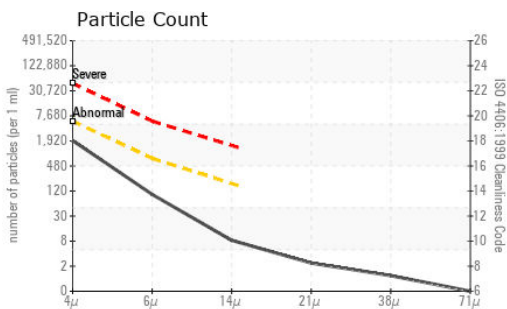
SAMPLE INFORMATION		method	limit/base	current	history1	history2
Machine ID	Client Info			Metso Shear	---	---
Department	Client Info			Sales	---	---
Sample From	Client Info			Machine	---	---
Production Stage	Client Info			Initial	---	---
Sent to WC	Client Info			04/15/2024	---	---
Sample Number	Client Info			E30001867	---	---
Sample Date	Client Info			11 Apr 2024	---	---
Machine Age	hrs	Client Info		0	---	---
Oil Age	hrs	Client Info		0	---	---
Oil Changed		Client Info		N/A	---	---
Sample Status				NORMAL	---	---

WEAR METALS		method	limit/base	current	history1	history2
Iron	ppm	ASTM D5185(m)	>20	10	---	---
Chromium	ppm	ASTM D5185(m)	>20	5	---	---
Nickel	ppm	ASTM D5185(m)	>20	0	---	---
Titanium	ppm	ASTM D5185(m)		0	---	---
Silver	ppm	ASTM D5185(m)		0	---	---
Aluminum	ppm	ASTM D5185(m)	>20	<1	---	---
Lead	ppm	ASTM D5185(m)	>20	0	---	---
Copper	ppm	ASTM D5185(m)	>20	<1	---	---
Tin	ppm	ASTM D5185(m)	>20	0	---	---
Antimony	ppm	ASTM D5185(m)		0	---	---
Vanadium	ppm	ASTM D5185(m)		0	---	---
Beryllium	ppm	ASTM D5185(m)		0	---	---
Cadmium	ppm	ASTM D5185(m)		0	---	---

ADDITIVES		method	limit/base	current	history1	history2
Boron	ppm	ASTM D5185(m)	5	1	---	---
Barium	ppm	ASTM D5185(m)	5	0	---	---
Molybdenum	ppm	ASTM D5185(m)	5	0	---	---
Manganese	ppm	ASTM D5185(m)		0	---	---
Magnesium	ppm	ASTM D5185(m)	25	4	---	---
Calcium	ppm	ASTM D5185(m)	200	64	---	---
Phosphorus	ppm	ASTM D5185(m)	300	342	---	---
Zinc	ppm	ASTM D5185(m)	370	419	---	---
Sulfur	ppm	ASTM D5185(m)	2500	780	---	---
Lithium	ppm	ASTM D5185(m)		<1	---	---

CONTAMINANTS		method	limit/base	current	history1	history2
Silicon	ppm	ASTM D5185(m)	>15	0	---	---
Sodium	ppm	ASTM D5185(m)		<1	---	---
Potassium	ppm	ASTM D5185(m)	>20	0	---	---
Water	%	ASTM D6304*	>0.05	0.003	---	---
ppm Water	ppm	ASTM D6304*	>500	37	---	---

OIL ANALYSIS REPORT



FLUID CLEANLINESS	method	limit/base	current	history1	history2
Particles >4µm	ASTM D7647	>5000	1717	---	---
Particles >6µm	ASTM D7647	>640	88	---	---
Particles >14µm	ASTM D7647	>160	7	---	---
Particles >21µm	ASTM D7647	>40	2	---	---
Particles >38µm	ASTM D7647	>10	1	---	---
Particles >71µm	ASTM D7647	>3	0	---	---
Oil Cleanliness	ISO 4406 (c)	>19/16/14	18/14/10	---	---

FLUID DEGRADATION	method	limit/base	current	history1	history2	
Acid Number (AN)	mg KOH/g	ASTM D974*	0.57	0.27	---	---

VISUAL	method	limit/base	current	history1	history2	
White Metal	scalar	Visual*	NONE	NONE	---	---
Yellow Metal	scalar	Visual*	NONE	NONE	---	---
Precipitate	scalar	Visual*	NONE	NONE	---	---
Silt	scalar	Visual*	NONE	NONE	---	---
Debris	scalar	Visual*	NONE	NONE	---	---
Sand/Dirt	scalar	Visual*	NONE	NONE	---	---
Appearance	scalar	Visual*	NORML	NORML	---	---
Odor	scalar	Visual*	NORML	NORML	---	---
Emulsified Water	scalar	Visual*	>0.05	NEG	---	---
Free Water	scalar	Visual*		NEG	---	---

FLUID PROPERTIES	method	limit/base	current	history1	history2	
Visc @ 40°C	cSt	ASTM D7279(m)	32	32.7	---	---
Visc @ 100°C	cSt	ASTM D7279(m)	5.4	5.6	---	---
Viscosity Index (VI)	Scale	ASTM D2270*	102	109	---	---

SAMPLE IMAGES	method	limit/base	current	history1	history2
---------------	--------	------------	---------	----------	----------

Color		no image	no image
Bottom		no image	no image



Laboratory : WearCheck - C8-1175 Appleby Line, Burlington, ON L7L 5H9
Sample No. : E30001867
Lab Number : **02629609**
Unique Number : 5762741
Test Package : IND 2 (Additional Tests: KF, KV100, VI)

Environmental 360 Solutions Ltd.
 640 Victoria Street
 Cobourg, ON
 CA K9A 5H5
 Contact: Tatiana Sorkina
 tsorkina@e360s.ca
 T: (800)263-3939
 F: (905)373-4950

To discuss this sample report, contact Customer Service at 1-905-372-2251.
 Test denoted (*) outside scope of accreditation, (m) method modified, (e) tested at external lab.
 Validity of results and interpretation are based on the sample and information as supplied.