

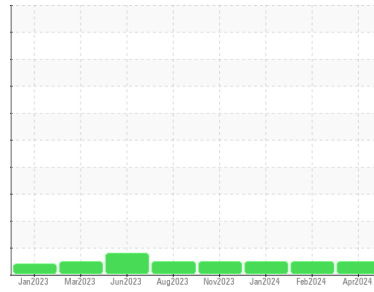


OIL ANALYSIS REPORT



Machine Id
JOHN DEERE 644K LDR009
 Component
Front Differential
 Fluid
ESSO HYDRAUL 56 (--- GAL)

Sample Rating Trend



NORMAL



DIAGNOSIS

Recommendation

Resample at the next service interval to monitor.

Wear

All component wear rates are normal.

Contamination

There is no indication of any contamination in the oil.

Fluid Condition

The condition of the oil is acceptable for the time in service.

SAMPLE INFORMATION

	method	limit/base	current	history1	history2
Sample Number	Client Info		WC0920174	WC0904236	WC0892474
Sample Date	Client Info		11 Apr 2024	10 Feb 2024	08 Jan 2024
Machine Age	hrs	Client Info	12657	12116	111363
Oil Age	hrs	Client Info	0	0	0
Oil Changed	Client Info		Not Chngd	Not Chngd	Not Chngd
Sample Status			NORMAL	NORMAL	NORMAL

CONTAMINATION

	method	limit/base	current	history1	history2
Water	WC Method	>.2	NEG	NEG	NEG

WEAR METALS

	method	limit/base	current	history1	history2	
Iron	ppm	ASTM D5185(m)	>420	22	21	20
Chromium	ppm	ASTM D5185(m)	>4	0	0	0
Nickel	ppm	ASTM D5185(m)	>4	0	0	<1
Titanium	ppm	ASTM D5185(m)		0	0	0
Silver	ppm	ASTM D5185(m)		0	0	0
Aluminum	ppm	ASTM D5185(m)	>5	<1	1	1
Lead	ppm	ASTM D5185(m)	>95	60	56	55
Copper	ppm	ASTM D5185(m)	>170	18	17	16
Tin	ppm	ASTM D5185(m)	>15	<1	<1	<1
Antimony	ppm	ASTM D5185(m)	>4	0	0	0
Vanadium	ppm	ASTM D5185(m)		0	0	0
Beryllium	ppm	ASTM D5185(m)		0	0	0
Cadmium	ppm	ASTM D5185(m)		0	0	0

ADDITIVES

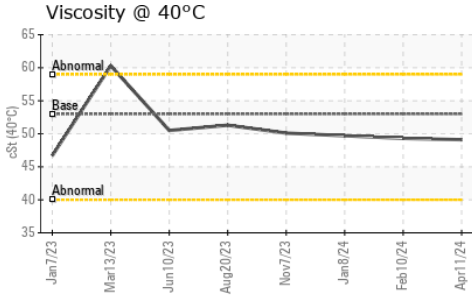
	method	limit/base	current	history1	history2	
Boron	ppm	ASTM D5185(m)		30	26	26
Barium	ppm	ASTM D5185(m)		0	0	0
Molybdenum	ppm	ASTM D5185(m)		0	<1	<1
Manganese	ppm	ASTM D5185(m)		<1	0	0
Magnesium	ppm	ASTM D5185(m)		68	69	69
Calcium	ppm	ASTM D5185(m)		3255	3241	3289
Phosphorus	ppm	ASTM D5185(m)		1051	1080	1080
Zinc	ppm	ASTM D5185(m)		1218	1205	1205
Sulfur	ppm	ASTM D5185(m)		4167	4366	4461
Lithium	ppm	ASTM D5185(m)		<1	<1	<1

CONTAMINANTS

	method	limit/base	current	history1	history2	
Silicon	ppm	ASTM D5185(m)	>35	4	5	5
Sodium	ppm	ASTM D5185(m)		5	2	2
Potassium	ppm	ASTM D5185(m)	>20	<1	2	4




OIL ANALYSIS REPORT



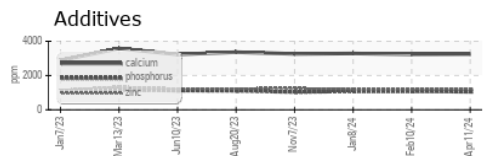
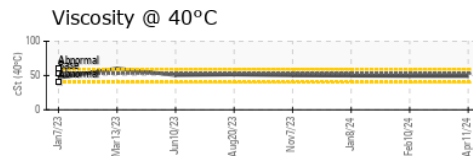
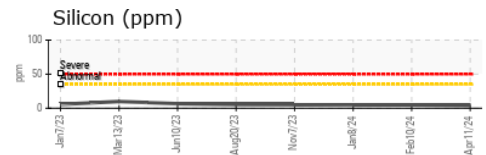
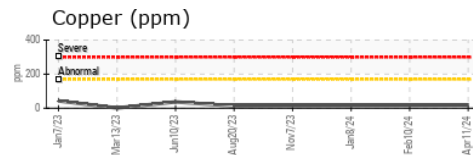
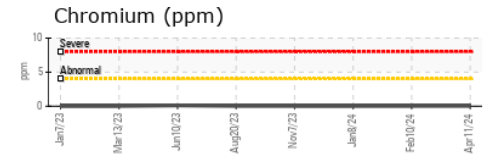
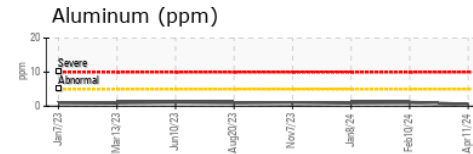
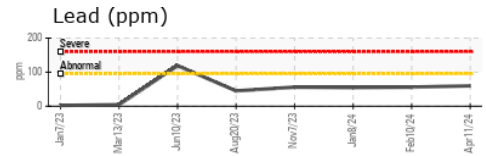
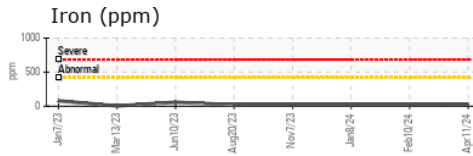
VISUAL	method	limit/base	current	history1	history2
White Metal	scalar	Visual*	NONE	NONE	NONE
Yellow Metal	scalar	Visual*	NONE	NONE	NONE
Precipitate	scalar	Visual*	NONE	NONE	NONE
Silt	scalar	Visual*	NONE	NONE	NONE
Debris	scalar	Visual*	NONE	NONE	NONE
Sand/Dirt	scalar	Visual*	NONE	NONE	NONE
Appearance	scalar	Visual*	NORML	NORML	NORML
Odor	scalar	Visual*	NORML	NORML	NORML
Emulsified Water	scalar	Visual*	>.2	NEG	NEG
Free Water	scalar	Visual*		NEG	NEG

FLUID PROPERTIES	method	limit/base	current	history1	history2	
Visc @ 40°C	cSt	ASTM D7279(m)	53	49.1	49.3	49.7

SAMPLE IMAGES	method	limit/base	current	history1	history2
---------------	--------	------------	---------	----------	----------



GRAPHS



Laboratory : WearCheck - C8-1175 Appleby Line, Burlington, ON L7L 5H9
Sample No. : WC0920174
Lab Number : **02629764**
Unique Number : 5762896
Test Package : MOB 1

Agnico Eagle Canada
 1350 Government Rd. W, MACASSA COMPLEX
 Kirkland Lake, ON
 CA P2N 3J1

To discuss this sample report, contact Customer Service at 1-800-268-2131.
 Test denoted (*) outside scope of accreditation, (m) method modified, (e) tested at external lab.
 Validity of results and interpretation are based on the sample and information as supplied.

Contact: Mitch Lamontagne
 AEM_KL_macassaoilsamplesresults@agnicoeagle.com
 T: (705)567-5208
 F: (705)567-5221