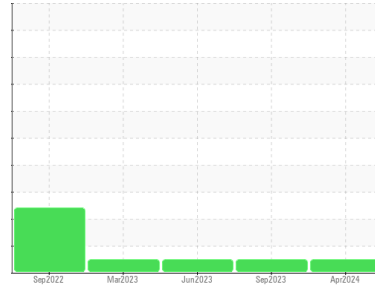




OIL ANALYSIS REPORT

Sample Rating Trend



NORMAL



Area
WEST CRANE
 Machine Id
170832
 Component
3 Slewing Gearbox
 Fluid
GEAR OIL SAE 75W90 (--- GAL)

DIAGNOSIS

Recommendation

Little or no information is provided as to the component and lubricant being tested. Recommendations are therefore generic in nature and may not apply to the current application. Please forward information as to equipment type, reservoir capacity, lubricant type and any pertinent information to allow for a more accurate assessment. Resample at the next service interval to monitor. NOTE: Please provide information regarding reservoir capacity, filter type and micron rating with next sample. Please specify the brand, type, and viscosity of the oil on your next sample.

Wear

All component wear rates are normal.

Contamination

There is no indication of any contamination in the oil.

Fluid Condition

The AN level is acceptable for this fluid. The condition of the oil is suitable for further service.

| SAMPLE INFORMATION | | method | limit/base | current | history1 | history2 |
|--------------------|-------------|-------------|------------|--------------------|-------------|-------------|
| Sample Number | Client Info | | | PP | PP | PP |
| Sample Date | Client Info | | | 18 Apr 2024 | 10 Sep 2023 | 26 Jun 2023 |
| Machine Age | hrs | Client Info | | 0 | 0 | 0 |
| Oil Age | hrs | Client Info | | 0 | 0 | 0 |
| Oil Changed | Client Info | | | N/A | N/A | N/A |
| Sample Status | | | | NORMAL | NORMAL | NORMAL |

| CONTAMINATION | | method | limit/base | current | history1 | history2 |
|---------------|-----------|--------|------------|------------|----------|----------|
| Water | WC Method | | >0.2 | NEG | NEG | NEG |

| WEAR METALS | | method | limit/base | current | history1 | history2 |
|-------------|-----|---------------|------------|----------|----------|----------|
| PQ | | ASTM D8184* | | 0 | 0 | 0 |
| Iron | ppm | ASTM D5185(m) | >50 | 4 | 7 | 7 |
| Chromium | ppm | ASTM D5185(m) | >10 | 0 | 0 | 0 |
| Nickel | ppm | ASTM D5185(m) | >10 | 0 | <1 | <1 |
| Titanium | ppm | ASTM D5185(m) | | 0 | 0 | 0 |
| Silver | ppm | ASTM D5185(m) | | 0 | 0 | <1 |
| Aluminum | ppm | ASTM D5185(m) | | 0 | 2 | 2 |
| Lead | ppm | ASTM D5185(m) | >15 | 0 | <1 | <1 |
| Copper | ppm | ASTM D5185(m) | >10 | 4 | 9 | 7 |
| Tin | ppm | ASTM D5185(m) | >10 | 0 | <1 | <1 |
| Antimony | ppm | ASTM D5185(m) | >5 | 0 | 0 | 0 |
| Vanadium | ppm | ASTM D5185(m) | | 0 | 0 | 0 |
| Beryllium | ppm | ASTM D5185(m) | | 0 | 0 | 0 |
| Cadmium | ppm | ASTM D5185(m) | | 0 | 0 | 0 |

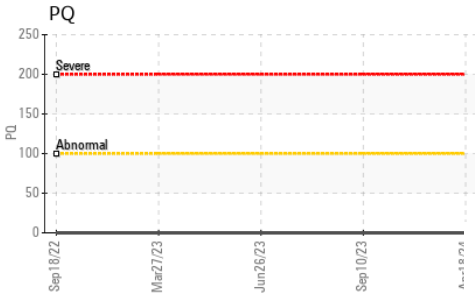
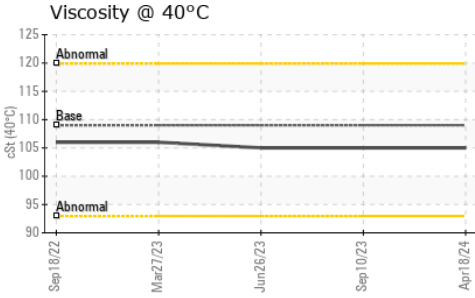
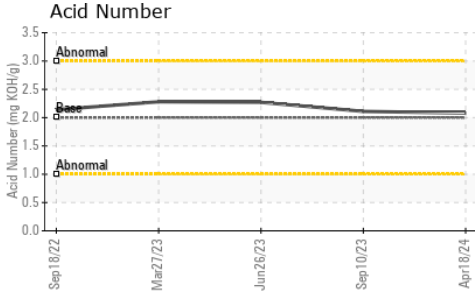
| ADDITIVES | | method | limit/base | current | history1 | history2 |
|------------|-----|---------------|------------|--------------|----------|----------|
| Boron | ppm | ASTM D5185(m) | 400 | 278 | 298 | 311 |
| Barium | ppm | ASTM D5185(m) | 200 | 0 | 0 | 0 |
| Molybdenum | ppm | ASTM D5185(m) | 12 | 0 | <1 | 0 |
| Manganese | ppm | ASTM D5185(m) | | 0 | 0 | 0 |
| Magnesium | ppm | ASTM D5185(m) | 12 | 11 | 88 | 84 |
| Calcium | ppm | ASTM D5185(m) | 150 | <1 | 3 | 3 |
| Phosphorus | ppm | ASTM D5185(m) | 1650 | 1341 | 1447 | 1427 |
| Zinc | ppm | ASTM D5185(m) | 125 | 3 | 5 | 5 |
| Sulfur | ppm | ASTM D5185(m) | 22500 | 22393 | 22266 | 22080 |
| Lithium | ppm | ASTM D5185(m) | | <1 | <1 | <1 |

| CONTAMINANTS | | method | limit/base | current | history1 | history2 |
|--------------|-----|---------------|------------|--------------|----------|----------|
| Silicon | ppm | ASTM D5185(m) | >25 | <1 | 4 | 4 |
| Sodium | ppm | ASTM D5185(m) | | <1 | 2 | <1 |
| Potassium | ppm | ASTM D5185(m) | >20 | 0 | <1 | <1 |

| FLUID DEGRADATION | | method | limit/base | current | history1 | history2 |
|-------------------|----------|------------|------------|-------------|----------|----------|
| Acid Number (AN) | mg KOH/g | ASTM D974* | 2.00 | 2.08 | 2.11 | 2.27 |




OIL ANALYSIS REPORT



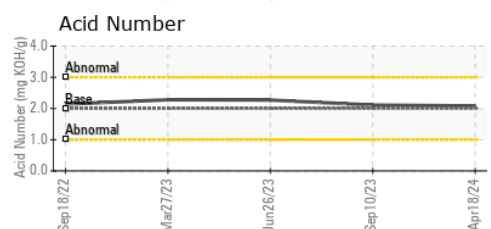
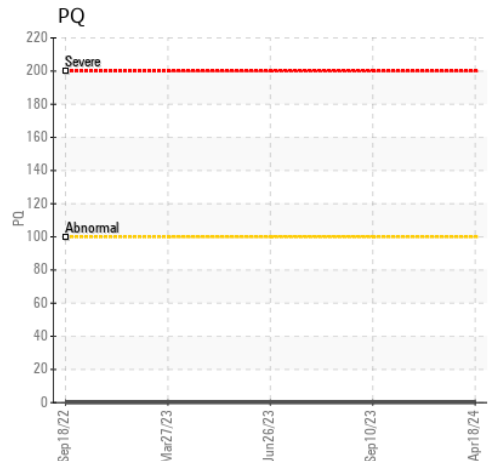
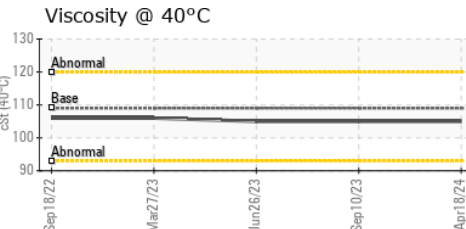
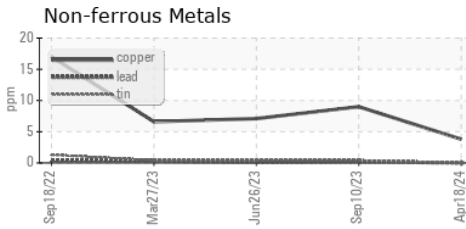
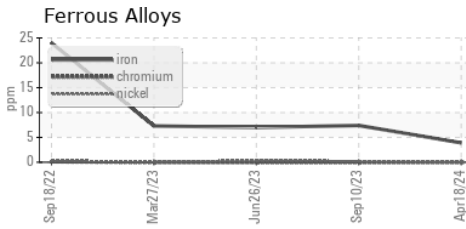
| VISUAL | method | limit/base | current | history1 | history2 |
|------------------|--------|------------|---------|----------|----------|
| White Metal | scalar | Visual* | NONE | NONE | NONE |
| Yellow Metal | scalar | Visual* | NONE | NONE | NONE |
| Precipitate | scalar | Visual* | NONE | NONE | NONE |
| Silt | scalar | Visual* | NONE | NONE | NONE |
| Debris | scalar | Visual* | NONE | VLITE | NONE |
| Sand/Dirt | scalar | Visual* | NONE | NONE | NONE |
| Appearance | scalar | Visual* | NORML | NORML | NORML |
| Odor | scalar | Visual* | NORML | NORML | NORML |
| Emulsified Water | scalar | Visual* | >0.2 | NEG | NEG |
| Free Water | scalar | Visual* | | NEG | NEG |

| FLUID PROPERTIES | method | limit/base | current | history1 | history2 |
|------------------|--------|---------------|---------|----------|----------|
| Visc @ 40°C | cSt | ASTM D7279(m) | 109 | 105 | 105 |

| SAMPLE IMAGES | method | limit/base | current | history1 | history2 |
|---------------|--------|------------|---------|----------|----------|
|---------------|--------|------------|---------|----------|----------|



GRAPHS



Laboratory : WearCheck - C8-1175 Appleby Line, Burlington, ON L7L 5H9
Sample No. : PP
Lab Number : 02630353
Unique Number : 5763485
Test Package : IND 2 (Additional Tests: TAN Man)

HIBERNIA MGMT & DEVELOPMENT CO. LTD
 SUITE 1000,, 100 NEW GOWER STREET
 ST.JOHN'S, NL
 CA A1C 6K3
 Contact: Sam Nash
 samantha.m.nash@exxonmobil.com

To discuss this sample report, contact Customer Service at 1-800-268-2131.
 Test denoted (*) outside scope of accreditation, (m) method modified, (e) tested at external lab.
 Validity of results and interpretation are based on the sample and information as supplied.

T:
 F: (709)722-3766