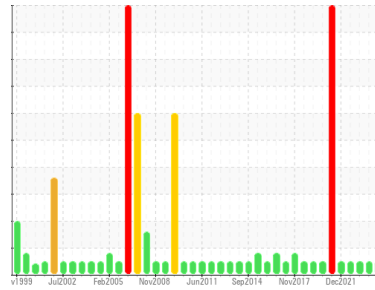




OIL ANALYSIS REPORT

Sample Rating Trend



NORMAL



Area

T.A.P

Machine Id

52-2006-01 (S/N CONVOYEUR)

Component

Reduction Gear

Fluid

MOBIL MOBILGEAR SHC 220 (20 LTR)

DIAGNOSIS

Recommendation

Confirmez la source du lubrifiant utilisé pour l'appoint/remplissage. Échantillonner de nouveau l'équipement au prochain intervalle de vidange afin d'en surveiller la condition.

Wear

Les taux d'usure de tous les composants sont normaux.

Contamination

Il n'y a aucun indice de contamination dans l'huile.

Fluid Condition

Les niveaux d'additifs indiquent l'ajout d'une autre marque ou d'un autre type d'huile. L'état de l'huile est acceptable pour la durée de service.

| SAMPLE INFORMATION | | method | limit/base | current | history1 | history2 |
|--------------------|-------------|-------------|------------|--------------------|-------------|-------------|
| Sample Number | Client Info | | | WC0912860 | WC0861348 | WC0789474 |
| Sample Date | Client Info | | | 16 Apr 2024 | 28 Nov 2023 | 24 Apr 2023 |
| Machine Age | hrs | Client Info | | 0 | 0 | 0 |
| Oil Age | hrs | Client Info | | 0 | 0 | 0 |
| Oil Changed | Client Info | | | N/A | N/A | N/A |
| Sample Status | | | | NORMAL | NORMAL | NORMAL |

| CONTAMINATION | | method | limit/base | current | history1 | history2 |
|---------------|-----------|--------|------------|------------|----------|----------|
| Water | WC Method | | >0.1 | NEG | NEG | NEG |

| WEAR METALS | | method | limit/base | current | history1 | history2 |
|-------------|-----|---------------|------------|--------------|----------|----------|
| Iron | ppm | ASTM D5185(m) | >117 | 95 | 84 | 63 |
| Chromium | ppm | ASTM D5185(m) | >2 | 1 | 1 | <1 |
| Nickel | ppm | ASTM D5185(m) | >2 | <1 | <1 | <1 |
| Titanium | ppm | ASTM D5185(m) | | 0 | 0 | <1 |
| Silver | ppm | ASTM D5185(m) | | 0 | <1 | 0 |
| Aluminum | ppm | ASTM D5185(m) | >11 | <1 | <1 | <1 |
| Lead | ppm | ASTM D5185(m) | >10 | <1 | <1 | <1 |
| Copper | ppm | ASTM D5185(m) | >55 | 28 | 29 | 29 |
| Tin | ppm | ASTM D5185(m) | >15 | <1 | <1 | <1 |
| Antimony | ppm | ASTM D5185(m) | >5 | 0 | 0 | <1 |
| Vanadium | ppm | ASTM D5185(m) | | 0 | 0 | 0 |
| Beryllium | ppm | ASTM D5185(m) | | 0 | 0 | 0 |
| Cadmium | ppm | ASTM D5185(m) | | 0 | 0 | 0 |

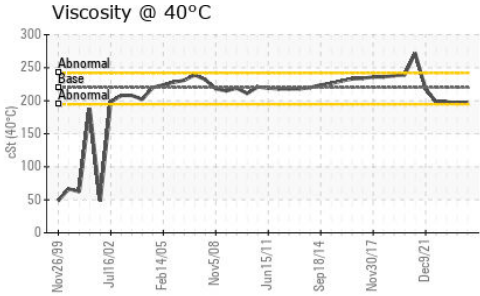
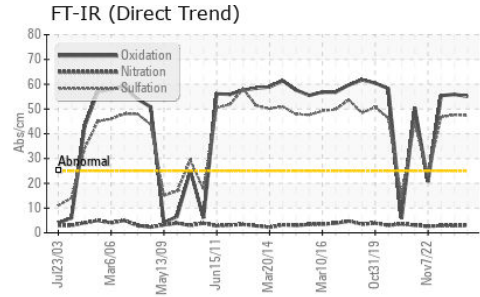
| ADDITIVES | | method | limit/base | current | history1 | history2 |
|------------|-----|---------------|------------|--------------|----------|----------|
| Boron | ppm | ASTM D5185(m) | | 22 | 21 | 17 |
| Barium | ppm | ASTM D5185(m) | | 0 | <1 | 0 |
| Molybdenum | ppm | ASTM D5185(m) | | 0 | 0 | 0 |
| Manganese | ppm | ASTM D5185(m) | | <1 | <1 | <1 |
| Magnesium | ppm | ASTM D5185(m) | | <1 | <1 | <1 |
| Calcium | ppm | ASTM D5185(m) | | 4 | 4 | 5 |
| Phosphorus | ppm | ASTM D5185(m) | | 420 | 431 | 480 |
| Zinc | ppm | ASTM D5185(m) | | 3 | 3 | 2 |
| Sulfur | ppm | ASTM D5185(m) | | 1811 | 1799 | 1953 |
| Lithium | ppm | ASTM D5185(m) | | <1 | <1 | <1 |

| CONTAMINANTS | | method | limit/base | current | history1 | history2 |
|--------------|-----|---------------|------------|--------------|----------|----------|
| Silicon | ppm | ASTM D5185(m) | >50 | 6 | 6 | 12 |
| Sodium | ppm | ASTM D5185(m) | | <1 | <1 | <1 |
| Potassium | ppm | ASTM D5185(m) | >20 | <1 | 0 | 0 |

| INFRA-RED | | method | limit/base | current | history1 | history2 |
|-----------|----------|-------------|------------|-------------|----------|----------|
| Soot % | % | ASTM D7844* | | 0 | 0 | 0 |
| Nitration | Abs/cm | ASTM D7624* | | 3.0 | 2.9 | 2.9 |
| Sulfation | Abs./1mm | ASTM D7415* | | 47.3 | 47.6 | 46.8 |

| FLUID DEGRADATION | | method | limit/base | current | history1 | history2 |
|-------------------|----------|-------------|------------|-------------|----------|----------|
| Oxidation | Abs./1mm | ASTM D7414* | | 55.1 | 55.9 | 55.4 |


OIL ANALYSIS REPORT



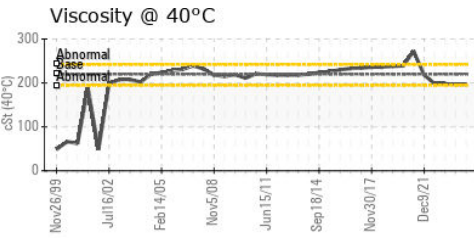
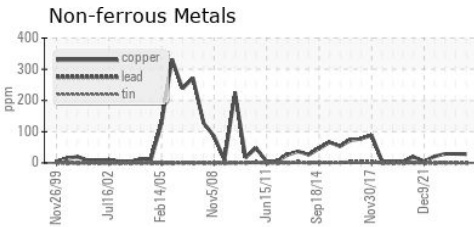
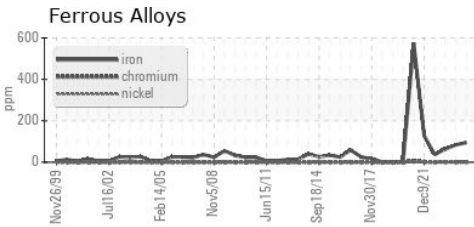
| VISUAL | method | limit/base | current | history1 | history2 |
|------------------|--------|------------|---------|----------|----------|
| White Metal | scalar | Visual* | NONE | NONE | NONE |
| Yellow Metal | scalar | Visual* | NONE | NONE | NONE |
| Precipitate | scalar | Visual* | NONE | NONE | NONE |
| Silt | scalar | Visual* | NONE | NONE | NONE |
| Debris | scalar | Visual* | NONE | NONE | NONE |
| Sand/Dirt | scalar | Visual* | NONE | NONE | NONE |
| Appearance | scalar | Visual* | NORML | NORML | NORML |
| Odor | scalar | Visual* | NORML | NORML | NORML |
| Emulsified Water | scalar | Visual* | >0.1 | NEG | NEG |
| Free Water | scalar | Visual* | | NEG | NEG |

| FLUID PROPERTIES | method | limit/base | current | history1 | history2 |
|------------------|--------|---------------|---------|----------|----------|
| Visc @ 40°C | cSt | ASTM D7279(m) | 220 | 197 | 198 |

| SAMPLE IMAGES | method | limit/base | current | history1 | history2 |
|---------------|--------|------------|---------|----------|----------|
|---------------|--------|------------|---------|----------|----------|



GRAPHS



Laboratory : WearCheck - C8-1175 Appleby Line, Burlington, ON L7L 5H9
Sample No. : WC0912860 **Received** : 19 Apr 2024
Lab Number : 02630391 **Tested** : 22 Apr 2024
Unique Number : 5763523 **Diagnosed** : 22 Apr 2024 - Kevin Marson
Test Package : IND 1 (Additional Tests: FT-IR)

To discuss this sample report, contact Customer Service at 1-800-268-2131.
 Test denoted (*) outside scope of accreditation, (m) method modified, (e) tested at external lab.
 Validity of results and interpretation are based on the sample and information as supplied.

RTA - UGB
 C.P. 900
 Ville de la Baie, QC
 CA G7B 4G9
 Contact: Alcan Epc
 mathieu.tremblay2@riotinto.com
 T: (418)697-9568
 F: (418)697-9550