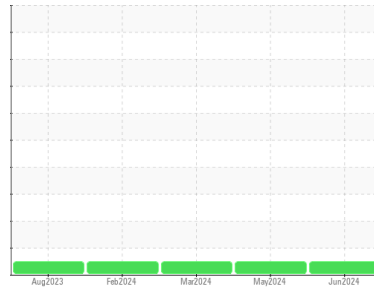




OIL ANALYSIS REPORT

Sample Rating Trend



NORMAL



Machine Id
EPIROC ST18 SCP203
 Component
Rear Differential
 Fluid
GEAR OIL SAE 75W140 (--- GAL)

DIAGNOSIS

Recommendation

Resample at the next service interval to monitor.

Wear

All component wear rates are normal.

Contamination

There is no indication of any contamination in the oil.

Fluid Condition

The condition of the oil is acceptable for the time in service.

SAMPLE INFORMATION		method	limit/base	current	history1	history2
Sample Number	Client Info			WC0952417	WC0916319	WC0916348
Sample Date	Client Info			06 Jun 2024	02 May 2024	13 Mar 2024
Machine Age	hrs	Client Info		1754	1476	0
Oil Age	hrs	Client Info		0	500	0
Oil Changed	Client Info			Not Chngd	Not Chngd	Not Chngd
Sample Status				NORMAL	NORMAL	NORMAL

CONTAMINATION		method	limit/base	current	history1	history2
Water	WC Method		>.2	NEG	NEG	NEG

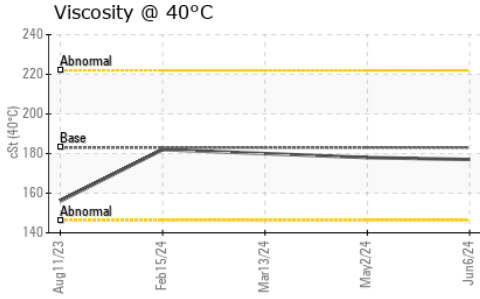
WEAR METALS		method	limit/base	current	history1	history2
Iron	ppm	ASTM D5185(m)	>500	152	183	127
Chromium	ppm	ASTM D5185(m)	>10	<1	<1	<1
Nickel	ppm	ASTM D5185(m)	>10	<1	0	<1
Titanium	ppm	ASTM D5185(m)		0	0	0
Silver	ppm	ASTM D5185(m)		0	0	0
Aluminum	ppm	ASTM D5185(m)	>25	<1	<1	<1
Lead	ppm	ASTM D5185(m)	>25	<1	<1	<1
Copper	ppm	ASTM D5185(m)	>100	39	46	18
Tin	ppm	ASTM D5185(m)	>10	<1	<1	<1
Antimony	ppm	ASTM D5185(m)	>5	0	0	0
Vanadium	ppm	ASTM D5185(m)		0	0	0
Beryllium	ppm	ASTM D5185(m)		0	0	0
Cadmium	ppm	ASTM D5185(m)		0	0	0

ADDITIVES		method	limit/base	current	history1	history2
Boron	ppm	ASTM D5185(m)	400	70	68	67
Barium	ppm	ASTM D5185(m)	200	0	0	0
Molybdenum	ppm	ASTM D5185(m)	12	0	0	0
Manganese	ppm	ASTM D5185(m)		2	2	<1
Magnesium	ppm	ASTM D5185(m)	12	<1	<1	<1
Calcium	ppm	ASTM D5185(m)	150	57	23	28
Phosphorus	ppm	ASTM D5185(m)	1650	874	875	892
Zinc	ppm	ASTM D5185(m)	125	26	17	13
Sulfur	ppm	ASTM D5185(m)	22500	18262	18753	18877
Lithium	ppm	ASTM D5185(m)		<1	<1	<1

CONTAMINANTS		method	limit/base	current	history1	history2
Silicon	ppm	ASTM D5185(m)	>75	5	5	4
Sodium	ppm	ASTM D5185(m)		1	1	<1
Potassium	ppm	ASTM D5185(m)	>20	1	1	1




OIL ANALYSIS REPORT



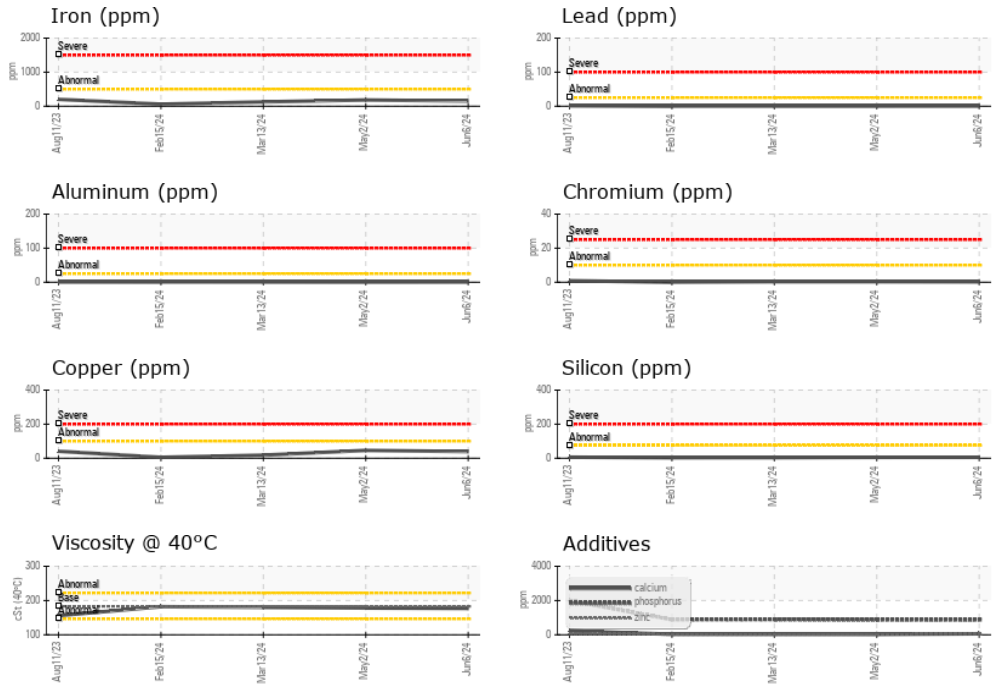
VISUAL	method	limit/base	current	history1	history2
White Metal	scalar	Visual*	NONE	NONE	NONE
Yellow Metal	scalar	Visual*	NONE	NONE	NONE
Precipitate	scalar	Visual*	NONE	NONE	NONE
Silt	scalar	Visual*	NONE	NONE	NONE
Debris	scalar	Visual*	NONE	NONE	NONE
Sand/Dirt	scalar	Visual*	NONE	NONE	NONE
Appearance	scalar	Visual*	NORML	NORML	NORML
Odor	scalar	Visual*	NORML	NORML	NORML
Emulsified Water	scalar	Visual*	>.2	NEG	NEG
Free Water	scalar	Visual*		NEG	NEG

FLUID PROPERTIES	method	limit/base	current	history1	history2	
Visc @ 40°C	cSt	ASTM D7279(m)	183	177	178	180

SAMPLE IMAGES	method	limit/base	current	history1	history2
---------------	--------	------------	---------	----------	----------



GRAPHS



Laboratory : WearCheck - C8-1175 Appleby Line, Burlington, ON L7L 5H9
Sample No. : WC0952417
Lab Number : **02641248**
Unique Number : 5798787
Test Package : MOB 1

Agnico Eagle Canada
 1350 Government Rd. W, MACASSA COMPLEX
 Kirkland Lake, ON
 CA P2N 3J1

To discuss this sample report, contact Customer Service at 1-800-268-2131.
 Test denoted (*) outside scope of accreditation, (m) method modified, (e) tested at external lab.
 Validity of results and interpretation are based on the sample and information as supplied.

Contact: Mitch Lamontagne
 AEM_KL_macassaoilsampleresults@agnicoeagle.com
 T: (705)567-5208
 F: (705)567-5221