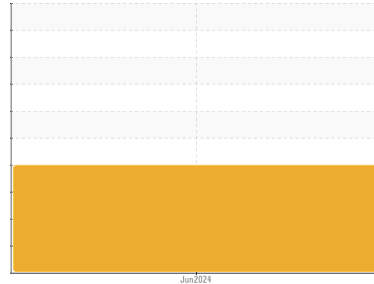




PROBLEM SUMMARY


Area
Maemax Compaction Services - 888098
 Machine Id
A2406100
 Component
Hydraulic System
 Fluid
AW HYDRAULIC OIL ISO 46 (--- GAL)

Sample Rating Trend



COMPONENT CONDITION SUMMARY

▲ Particle Trend



RECOMMENDATION

The sample submitted is 32 times dirtier than the ISO dirt count recommendation of 19/16/14.

PROBLEMATIC TEST RESULTS

Sample Status			SEVERE	---	---
Particles >4µm	ASTM D7647	>5000	▲ 102265	---	---
Particles >6µm	ASTM D7647	>640	▲ 21048	---	---
Particles >14µm	ASTM D7647	>160	▲ 351	---	---
Oil Cleanliness	ISO 4406 (c)	>19/16/14	▲ 24/22/16	---	---

Customer Id: CHECOB
 Sample No.: E30002387
 Lab Number: 02642336
 Test Package: IND 2



To manage this report scan the QR code

To discuss the diagnosis or test data:
 Tatiana Sorkina +1 (800)263-3939
tsorkina@e360s.ca

To change component or sample information:
 Gloria Gonzalez +1 (289)291-4643 x4643
gloria.gonzalez@wearcheck.com

RECOMMENDED ACTIONS


There are no recommended actions for this sample.

HISTORICAL DIAGNOSIS



OIL ANALYSIS REPORT

Sample Rating Trend



ISO



Area
Maemax Compaction Services - 888098
 Machine Id
A2406100
 Component
Hydraulic System
 Fluid
AW HYDRAULIC OIL ISO 46 (--- GAL)

DIAGNOSIS

▲ Recommendation

The sample submitted is 32 times dirtier than the ISO dirt count recommendation of 19/16/14.

▲ Contamination

Particles >6µm are severely high. Particles >4µm are severely high. Oil Cleanliness are severely high. Particles >14µm are abnormally high.

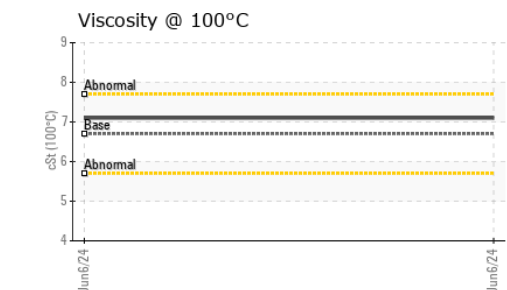


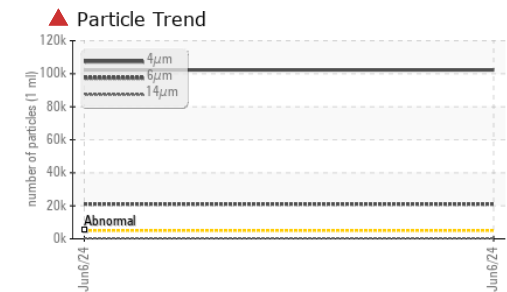
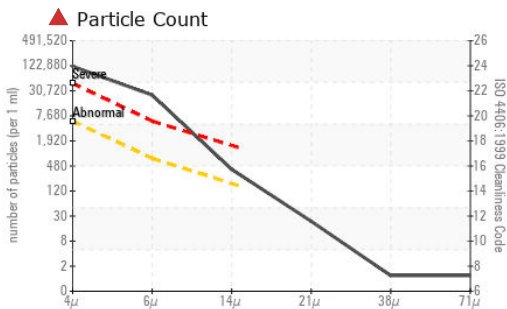
SAMPLE INFORMATION		method	limit/base	current	history1	history2
Department	Client Info			Sales	---	---
Sample From	Client Info			Machine	---	---
Production Stage	Client Info			Initial	---	---
Sent to WC	Client Info			06/13/2024	---	---
Sample Number	Client Info			E30002387	---	---
Sample Date	Client Info			06 Jun 2024	---	---
Machine Age	hrs	Client Info		0	---	---
Oil Age	hrs	Client Info		0	---	---
Oil Changed	Client Info			N/A	---	---
Sample Status				SEVERE	---	---

WEAR METALS		method	limit/base	current	history1	history2
Iron	ppm	ASTM D5185(m)	>20	11	---	---
Chromium	ppm	ASTM D5185(m)	>20	3	---	---
Nickel	ppm	ASTM D5185(m)	>20	<1	---	---
Titanium	ppm	ASTM D5185(m)		0	---	---
Silver	ppm	ASTM D5185(m)		0	---	---
Aluminum	ppm	ASTM D5185(m)	>20	<1	---	---
Lead	ppm	ASTM D5185(m)	>20	0	---	---
Copper	ppm	ASTM D5185(m)	>20	1	---	---
Tin	ppm	ASTM D5185(m)	>20	0	---	---
Antimony	ppm	ASTM D5185(m)		0	---	---
Vanadium	ppm	ASTM D5185(m)		0	---	---
Beryllium	ppm	ASTM D5185(m)		0	---	---
Cadmium	ppm	ASTM D5185(m)		0	---	---

ADDITIVES		method	limit/base	current	history1	history2
Boron	ppm	ASTM D5185(m)	5	<1	---	---
Barium	ppm	ASTM D5185(m)	5	<1	---	---
Molybdenum	ppm	ASTM D5185(m)	5	0	---	---
Manganese	ppm	ASTM D5185(m)		<1	---	---
Magnesium	ppm	ASTM D5185(m)	25	2	---	---
Calcium	ppm	ASTM D5185(m)	200	94	---	---
Phosphorus	ppm	ASTM D5185(m)	300	351	---	---
Zinc	ppm	ASTM D5185(m)	370	417	---	---
Sulfur	ppm	ASTM D5185(m)	2500	2010	---	---
Lithium	ppm	ASTM D5185(m)		<1	---	---

CONTAMINANTS		method	limit/base	current	history1	history2
Silicon	ppm	ASTM D5185(m)	>15	3	---	---
Sodium	ppm	ASTM D5185(m)		2	---	---
Potassium	ppm	ASTM D5185(m)	>20	1	---	---
Water	%	ASTM D6304*	>0.05	0.002	---	---
ppm Water	ppm	ASTM D6304*	>500	23	---	---

OIL ANALYSIS REPORT



FLUID CLEANLINESS	method	limit/base	current	history1	history2
Particles >4µm	ASTM D7647	>5000	▲ 102265	---	---
Particles >6µm	ASTM D7647	>640	▲ 21048	---	---
Particles >14µm	ASTM D7647	>160	▲ 351	---	---
Particles >21µm	ASTM D7647	>40	20	---	---
Particles >38µm	ASTM D7647	>10	1	---	---
Particles >71µm	ASTM D7647	>3	1	---	---
Oil Cleanliness	ISO 4406 (c)	>19/16/14	▲ 24/22/16	---	---

FLUID DEGRADATION	method	limit/base	current	history1	history2	
Acid Number (AN)	mg KOH/g	ASTM D974*	0.57	0.50	---	---

VISUAL	method	limit/base	current	history1	history2	
White Metal	scalar	Visual*	NONE	NONE	---	---
Yellow Metal	scalar	Visual*	NONE	VLITE	---	---
Precipitate	scalar	Visual*	NONE	NONE	---	---
Silt	scalar	Visual*	NONE	NONE	---	---
Debris	scalar	Visual*	NONE	NONE	---	---
Sand/Dirt	scalar	Visual*	NONE	NONE	---	---
Appearance	scalar	Visual*	NORML	NORML	---	---
Odor	scalar	Visual*	NORML	NORML	---	---
Emulsified Water	scalar	Visual*	>0.05	NEG	---	---
Free Water	scalar	Visual*		NEG	---	---

FLUID PROPERTIES	method	limit/base	current	history1	history2	
Visc @ 40°C	cSt	ASTM D7279(m)	46	47.1	---	---
Visc @ 100°C	cSt	ASTM D7279(m)	6.7	7.1	---	---
Viscosity Index (VI)	Scale	ASTM D2270*	97	108	---	---

SAMPLE IMAGES	method	limit/base	current	history1	history2
---------------	--------	------------	---------	----------	----------

Color				no image	no image
Bottom				no image	no image



Laboratory : WearCheck - C8-1175 Appleby Line, Burlington, ON L7L 5H9
Sample No. : E30002387
Lab Number : 02642336
Unique Number : 5799875
Test Package : IND 2 (Additional Tests: KF, KV100, VI)
Received : 17 Jun 2024
Tested : 18 Jun 2024
Diagnosed : 19 Jun 2024 - Tatiana Sorkina

Environmental 360 Solutions Ltd.
 640 Victoria Street
 Cobourg, ON
 CA K9A 5H5
 Contact: Tatiana Sorkina
 tsorkina@e360s.ca
 T: (800)263-3939
 F: (905)373-4950

To discuss this sample report, contact Customer Service at 1-905-372-2251.
 Test denoted (*) outside scope of accreditation, (m) method modified, (e) tested at external lab.
 Validity of results and interpretation are based on the sample and information as supplied.