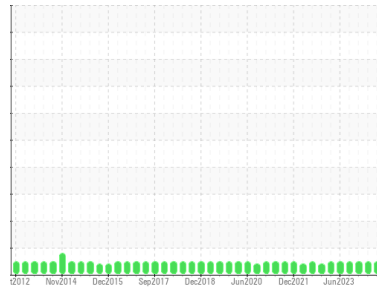




# OIL ANALYSIS REPORT

Sample Rating Trend



**NORMAL**



Area  
**BRUCE B/5/33120**  
 Machine Id  
**5-33120-P4-PM Up Brg**  
 Component  
**Upper Bearing**  
 Fluid  
**MOBIL DTE 732 (280 GAL)**

## DIAGNOSIS

### Recommendation

Resample at the next service interval to monitor.

### Wear

The Direct-Reading Ferrographic data (DL, DS, %large) is normal. All component wear rates are normal.

### Contamination

The system cleanliness is acceptable for your target ISO 4406 cleanliness code. The water content is negligible. The system and fluid cleanliness is acceptable.

### Fluid Condition

The AN level is acceptable for this fluid. The condition of the oil is suitable for further service.

## SAMPLE INFORMATION

	method	limit/base	current	history1	history2
Sample Number	Client Info		<b>WC0928458</b>	WC0900688	WC
Sample Date	Client Info		<b>10 Jun 2024</b>	11 Mar 2024	18 Dec 2023
Machine Age	hrs	Client Info	<b>0</b>	0	0
Oil Age	hrs	Client Info	<b>0</b>	0	0
Oil Changed	Client Info		<b>N/A</b>	N/A	N/A
Sample Status			<b>NORMAL</b>	NORMAL	NORMAL

## WEAR METALS

	method	limit/base	current	history1	history2
Iron	ppm	ASTM D5185(m) >1	<b>0</b>	0	0
Chromium	ppm	ASTM D5185(m) >1	<b>0</b>	0	0
Nickel	ppm	ASTM D5185(m) >1	<b>&lt;1</b>	<1	0
Titanium	ppm	ASTM D5185(m) >5	<b>0</b>	0	0
Silver	ppm	ASTM D5185(m)	<b>0</b>	0	0
Aluminum	ppm	ASTM D5185(m) >1	<b>&lt;1</b>	0	<1
Lead	ppm	ASTM D5185(m) >3	<b>0</b>	0	0
Copper	ppm	ASTM D5185(m) >1	<b>&lt;1</b>	0	0
Tin	ppm	ASTM D5185(m) >1	<b>0</b>	0	0
Antimony	ppm	ASTM D5185(m)	<b>0</b>	0	0
Vanadium	ppm	ASTM D5185(m)	<b>0</b>	0	0
Beryllium	ppm	ASTM D5185(m)	<b>0</b>	0	0
Cadmium	ppm	ASTM D5185(m)	<b>0</b>	0	0

## DR-FERROGRAPHY

	method	limit/base	current	history1	history2
Large Particles	DR-Ferr*		<b>3.0</b>	2.9	16.3
Small Particles	DR-Ferr*		<b>2.7</b>	2.6	2.1
Total Particles	DR-Ferr*	>---	<b>5.7</b>	5.5	18.4
Large Particles Percentage	%	DR-Ferr*	<b>5.3</b>	5.5	77.2
Severity Index	DR-Ferr*		<b>1</b>	1	231

## ADDITIVES

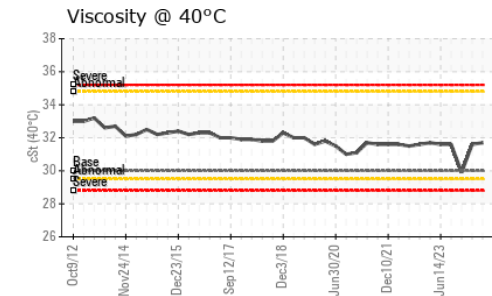
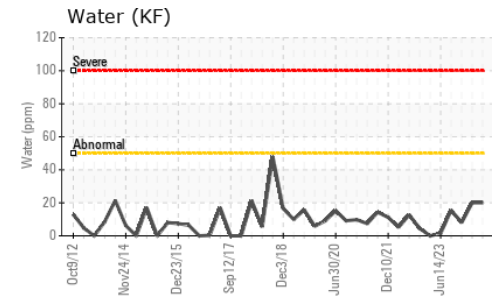
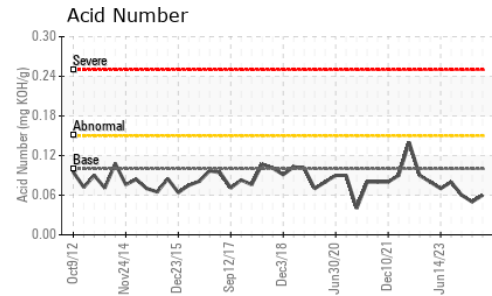
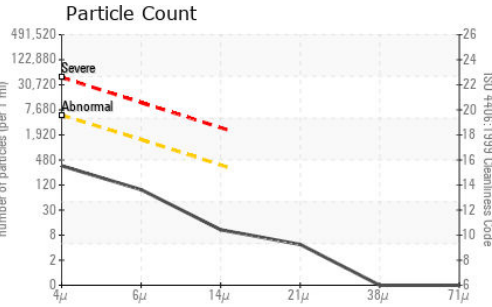
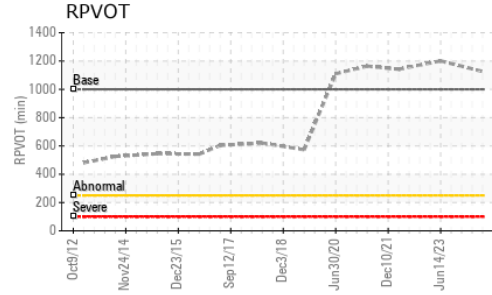
	method	limit/base	current	history1	history2
Boron	ppm	ASTM D5185(m)	<b>&lt;1</b>	0	0
Barium	ppm	ASTM D5185(m)	<b>0</b>	0	0
Molybdenum	ppm	ASTM D5185(m)	<b>0</b>	0	0
Manganese	ppm	ASTM D5185(m)	<b>0</b>	0	0
Magnesium	ppm	ASTM D5185(m)	<b>&lt;1</b>	0	0
Calcium	ppm	ASTM D5185(m)	<b>0</b>	<1	0
Phosphorus	ppm	ASTM D5185(m)	<b>0</b>	0	0
Zinc	ppm	ASTM D5185(m)	<b>&lt;1</b>	<1	<1
Sulfur	ppm	ASTM D5185(m)	<b>36</b>	18	13
Lithium	ppm	ASTM D5185(m)	<b>&lt;1</b>	<1	<1

## CONTAMINANTS

	method	limit/base	current	history1	history2
Silicon	ppm	ASTM D5185(m) >5	<b>0</b>	0	0
Sodium	ppm	ASTM D5185(m) >5	<b>0</b>	0	0
Potassium	ppm	ASTM D5185(m) >20	<b>&lt;1</b>	<1	<1
Water	%	ASTM D6304* >0.005	<b>0.002</b>	0.002	0.001
ppm Water	ppm	ASTM D6304* >50	<b>20</b>	20	8



# OIL ANALYSIS REPORT




FLUID CLEANLINESS	method	limit/base	current	history1	history2
Particles >4µm	ASTM D7647	>5000	<b>306</b>	226	399
Particles >6µm	ASTM D7647	>1300	<b>82</b>	57	100
Particles >14µm	ASTM D7647	>320	<b>9</b>	6	5
Particles >21µm	ASTM D7647	>80	<b>4</b>	2	1
Particles >38µm	ASTM D7647	>20	<b>0</b>	0	0
Particles >71µm	ASTM D7647	>4	<b>0</b>	0	0
Oil Cleanliness	ISO 4406 (c)	>19/17/15	<b>15/14/10</b>	15/13/10	16/14/10

FLUID DEGRADATION	method	limit/base	current	history1	history2
Acid Number (AN)	mg KOH/g ASTM D974*	0.10	<b>0.06</b>	0.05	0.06

VISUAL	method	limit/base	current	history1	history2
White Metal	scalar Visual*	NONE	<b>NONE</b>	NONE	NONE
Yellow Metal	scalar Visual*	NONE	<b>NONE</b>	NONE	NONE
Precipitate	scalar Visual*	NONE	<b>NONE</b>	NONE	NONE
Silt	scalar Visual*	NONE	<b>NONE</b>	NONE	NONE
Debris	scalar Visual*	NONE	<b>NONE</b>	NONE	NONE
Sand/Dirt	scalar Visual*	NONE	<b>NONE</b>	NONE	NONE
Appearance	scalar Visual*	NORML	<b>NORML</b>	NORML	NORML
Odor	scalar Visual*	NORML	<b>NORML</b>	NORML	NORML
Emulsified Water	scalar Visual*	>0.005	<b>NEG</b>	NEG	NEG
Free Water	scalar Visual*		<b>NEG</b>	NEG	NEG

FLUID PROPERTIES	method	limit/base	current	history1	history2
Visc @ 40°C	cSt ASTM D7279(m)	30.0	<b>31.7</b>	31.6	29.9
Oxidation Test (RPVOT)	minutes ASTM D2272*	1000	<b>1126</b>	---	---

SAMPLE IMAGES	method	limit/base	current	history1	history2
---------------	--------	------------	---------	----------	----------



Color

Bottom



**Laboratory** : WearCheck - C8-1175 Appleby Line, Burlington, ON L7L 5H9  
**Sample No.** : WC0928458  
**Lab Number** : 02642969  
**Unique Number** : 5800508  
**Test Package** : IND 2 ( Additional Tests: Bottom, DR-Ferr, RPVOT, TAN Man )

**Bruce Power - Bruce A PdM**  
 P.O.Box 1540, 177 Tie Road., RM-222 U2 Column 2N11 615'  
 Tiverton, ON  
 CA N0G 2T0

*To discuss this sample report, contact Customer Service at 1-800-268-2131.  
 Test denoted (\*) outside scope of accreditation, (m) method modified, (e) tested at external lab.  
 Validity of results and interpretation are based on the sample and information as supplied.*

Contact: Pierre Adouki  
 pierre.adouki@brucepower.com  
 T: (519)361-2673  
 F: