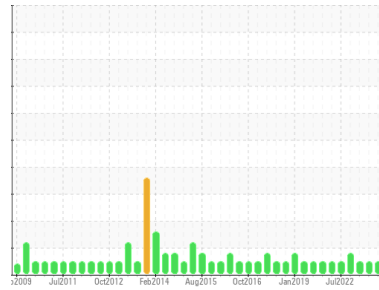




OIL ANALYSIS REPORT

Sample Rating Trend



NORMAL



Area

Hyd. Shack #1

Machine Id

DASH8#2 (S/N 8333)

Component

Hydraulic System

Fluid

ESSO NUTO H ISO 32 (200 GAL)

DIAGNOSIS

Recommendation

Resample at the next service interval to monitor.

Wear

All component wear rates are normal.

Contamination

The system cleanliness is acceptable for your target ISO 4406 cleanliness code. The system and fluid cleanliness is acceptable.

Fluid Condition

The AN level is acceptable for this fluid. The condition of the oil is suitable for further service.

SAMPLE INFORMATION

method	limit/base	current	history1	history2
Sample Number	Client Info	WC0899847	WC0777386	WC0777381
Sample Date	Client Info	18 Jun 2024	13 Dec 2023	20 May 2023
Machine Age	hrs	Client Info	0	0
Oil Age	hrs	Client Info	0	0
Oil Changed	Client Info	N/A	N/A	N/A
Sample Status		NORMAL	NORMAL	NORMAL

CONTAMINATION

method	limit/base	current	history1	history2
Water	WC Method >0.05	NEG	NEG	NEG

WEAR METALS

method	limit/base	current	history1	history2
Iron	ppm ASTM D5185(m) >20	1	<1	1
Chromium	ppm ASTM D5185(m) >10	0	0	0
Nickel	ppm ASTM D5185(m) >10	<1	<1	<1
Titanium	ppm ASTM D5185(m)	0	0	0
Silver	ppm ASTM D5185(m)	0	<1	0
Aluminum	ppm ASTM D5185(m) >10	0	0	<1
Lead	ppm ASTM D5185(m) >20	0	<1	0
Copper	ppm ASTM D5185(m) >20	2	2	1
Tin	ppm ASTM D5185(m) >10	0	0	0
Antimony	ppm ASTM D5185(m)	0	0	<1
Vanadium	ppm ASTM D5185(m)	0	0	0
Beryllium	ppm ASTM D5185(m)	0	0	0
Cadmium	ppm ASTM D5185(m)	0	0	0

ADDITIVES

method	limit/base	current	history1	history2
Boron	ppm ASTM D5185(m) 0	<1	<1	0
Barium	ppm ASTM D5185(m) 0	0	<1	0
Molybdenum	ppm ASTM D5185(m) 0	0	0	0
Manganese	ppm ASTM D5185(m)	0	0	0
Magnesium	ppm ASTM D5185(m) 5	<1	<1	<1
Calcium	ppm ASTM D5185(m) 50	47	48	48
Phosphorus	ppm ASTM D5185(m) 330	338	346	371
Zinc	ppm ASTM D5185(m) 420	427	437	425
Sulfur	ppm ASTM D5185(m) 2700	3720	3837	3921
Lithium	ppm ASTM D5185(m)	<1	<1	<1

CONTAMINANTS

method	limit/base	current	history1	history2
Silicon	ppm ASTM D5185(m) >15	0	<1	<1
Sodium	ppm ASTM D5185(m)	<1	<1	<1
Potassium	ppm ASTM D5185(m) >20	<1	0	<1

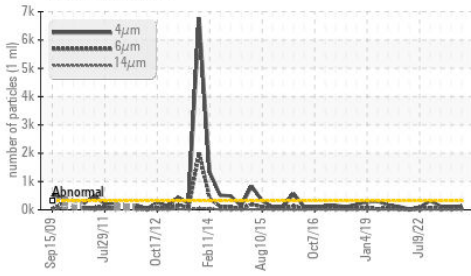
FLUID CLEANLINESS

method	limit/base	current	history1	history2
Particles >4µm	ASTM D7647 >320	131	94	121
Particles >6µm	ASTM D7647 >80	46	37	27
Particles >14µm	ASTM D7647 >10	4	3	5
Particles >21µm	ASTM D7647 >3	1	1	1
Particles >38µm	ASTM D7647 >3	0	0	0
Particles >71µm	ASTM D7647 >3	0	0	0
Oil Cleanliness	ISO 4406 (c) >15/13/10	14/13/9	14/12/9	14/12/10

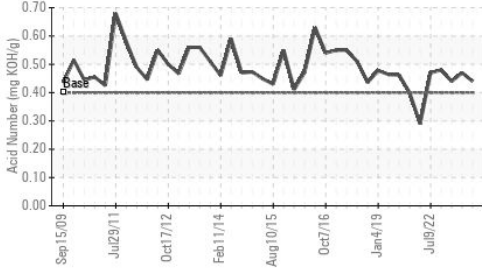


OIL ANALYSIS REPORT

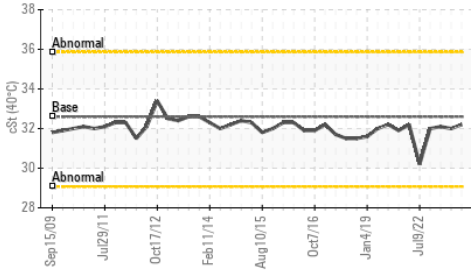
Particle Trend



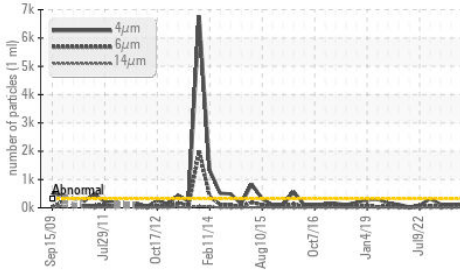
Acid Number



Viscosity @ 40°C



Particle Trend




FLUID DEGRADATION		method	limit/base	current	history1	history2
Acid Number (AN)	mg KOH/g	ASTM D974*	.40	0.44	0.47	0.44

VISUAL		method	limit/base	current	history1	history2
White Metal	scalar	Visual*	NONE	NONE	NONE	NONE
Yellow Metal	scalar	Visual*	NONE	NONE	NONE	NONE
Precipitate	scalar	Visual*	NONE	NONE	NONE	NONE
Silt	scalar	Visual*	NONE	NONE	NONE	NONE
Debris	scalar	Visual*	NONE	NONE	NONE	NONE
Sand/Dirt	scalar	Visual*	NONE	NONE	NONE	NONE
Appearance	scalar	Visual*	NORML	NORML	NORML	NORML
Odor	scalar	Visual*	NORML	NORML	NORML	NORML
Emulsified Water	scalar	Visual*	>0.05	NEG	NEG	NEG
Free Water	scalar	Visual*		NEG	NEG	NEG

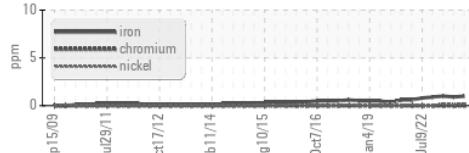
FLUID PROPERTIES		method	limit/base	current	history1	history2
Visc @ 40°C	cSt	ASTM D7279(m)	32.6	32.2	32.0	32.1

SAMPLE IMAGES

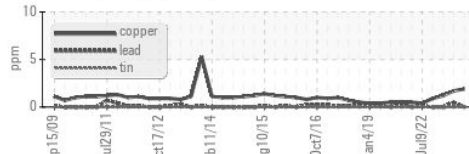


GRAPHS

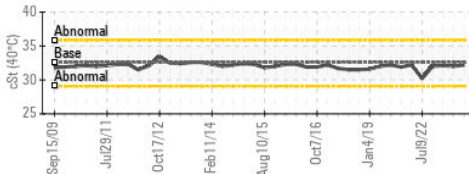
Ferrous Alloys



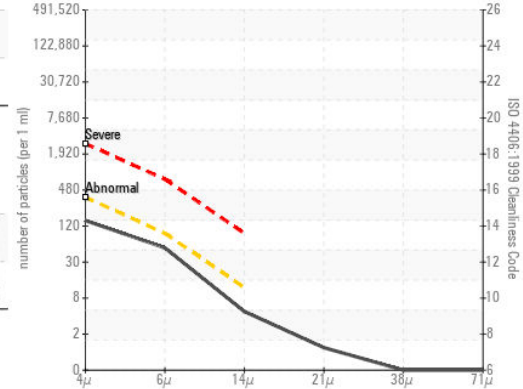
Non-ferrous Metals



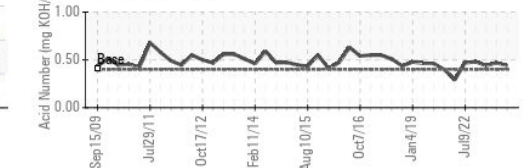
Viscosity @ 40°C



Particle Count



Acid Number



Laboratory : WearCheck - C8-1175 Appleby Line, Burlington, ON L7L 5H9
 Sample No. : WC0899847
 Lab Number : **02643403**
 Unique Number : 5800942
 Test Package : IND 2

FLIGHTSAFETY CANADA LIMITED
 95 GARRATT BOULEVARD
 TORONTO, ON
 CA M3K 2A5
 Contact: Mark Gris
 mark.gris@flightsafety.com
 T: (416)638-9313
 F: (416)638-3348

To discuss this sample report, contact Customer Service at 1-800-268-2131.
 Test denoted (*) outside scope of accreditation, (m) method modified, (e) tested at external lab.
 Validity of results and interpretation are based on the sample and information as supplied.