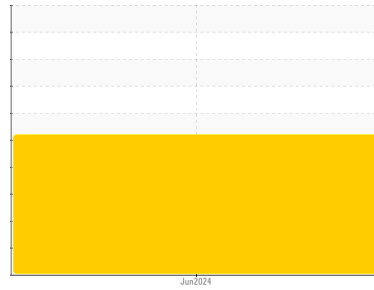



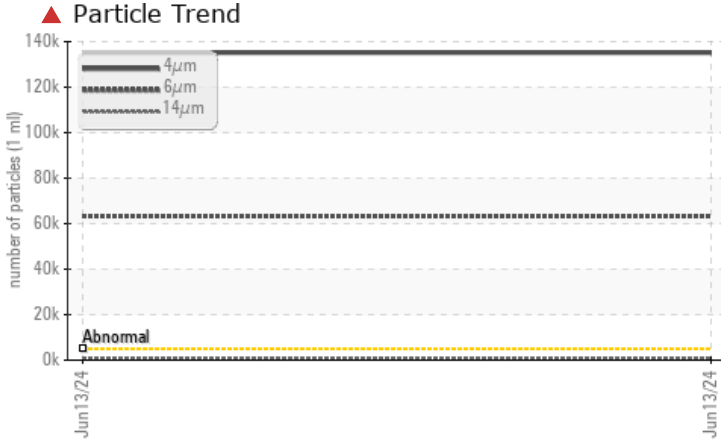
PROBLEM SUMMARY

Area
Windsor Precision Gundrill - 800528
 Machine Id
RB032
 Component
Unknown Component
 Fluid
ACTIVE CUT GUNDRILL OIL (--- GAL)

Sample Rating Trend



COMPONENT CONDITION SUMMARY



RECOMMENDATION

The sample submitted is 32 times dirtier than the ISO dirt count recommendation of 19/16/14.

PROBLEMATIC TEST RESULTS

Sample Status			SEVERE	---	---
Particles >4µm	ASTM D7647	>5000	▲ 135117	---	---
Particles >6µm	ASTM D7647	>640	▲ 63327	---	---
Particles >14µm	ASTM D7647	>160	▲ 993	---	---
Oil Cleanliness	ISO 4406 (c)	>19/16/14	▲ 24/23/17	---	---

Customer Id: CHECOB
 Sample No.: E30002437
 Lab Number: 02643420
 Test Package: IND 2



To manage this report scan the QR code

To discuss the diagnosis or test data:
 Aylwin Lee +1 (905)372-2251
aylwinlee@e360s.ca

To change component or sample information:
 Gloria Gonzalez +1 (289)291-4643 x4643
gloria.gonzalez@wearcheck.com

RECOMMENDED ACTIONS

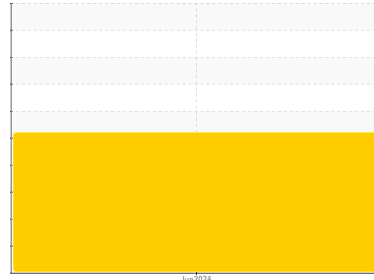
There are no recommended actions for this sample.

HISTORICAL DIAGNOSIS



OIL ANALYSIS REPORT

Sample Rating Trend



ISO



Area
Windsor Precision Gundrill - 800528
 Machine Id
RB032
 Component
Unknown Component
 Fluid
ACTIVE CUT GUNDRILL OIL (--- GAL)

DIAGNOSIS

▲ Recommendation

The sample submitted is 32 times dirtier than the ISO dirt count recommendation of 19/16/14.

● Wear

Iron ppm levels are noted.

▲ Contamination

Particles >6µm are severely high. Particles >4µm are severely high. Oil Cleanliness are severely high. Particles >14µm are abnormally high. Particles >21µm are notably high.

SAMPLE INFORMATION

	method	limit/base	current	history1	history2
Machine ID	Client Info		Machine Flood H	---	---
Department	Client Info		Sales	---	---
Sample From	Client Info		Machine	---	---
Production Stage	Client Info		Initial	---	---
Sent to WC	Client Info		06/19/2024	---	---
Sample Number	Client Info		E30002437	---	---
Sample Date	Client Info		13 Jun 2024	---	---
Machine Age	hrs	Client Info	0	---	---
Oil Age	hrs	Client Info	0	---	---
Oil Changed	Client Info		N/A	---	---
Sample Status			SEVERE	---	---

WEAR METALS

	method	limit/base	current	history1	history2
Iron	ppm	ASTM D5185(m)	● 288	---	---
Chromium	ppm	ASTM D5185(m)	3	---	---
Nickel	ppm	ASTM D5185(m)	<1	---	---
Titanium	ppm	ASTM D5185(m)	0	---	---
Silver	ppm	ASTM D5185(m)	<1	---	---
Aluminum	ppm	ASTM D5185(m)	12	---	---
Lead	ppm	ASTM D5185(m)	0	---	---
Copper	ppm	ASTM D5185(m)	3	---	---
Tin	ppm	ASTM D5185(m)	0	---	---
Antimony	ppm	ASTM D5185(m)	0	---	---
Vanadium	ppm	ASTM D5185(m)	0	---	---
Beryllium	ppm	ASTM D5185(m)	0	---	---
Cadmium	ppm	ASTM D5185(m)	0	---	---



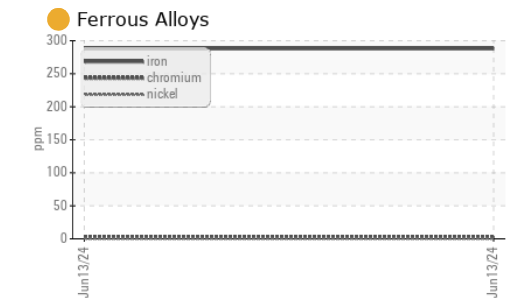
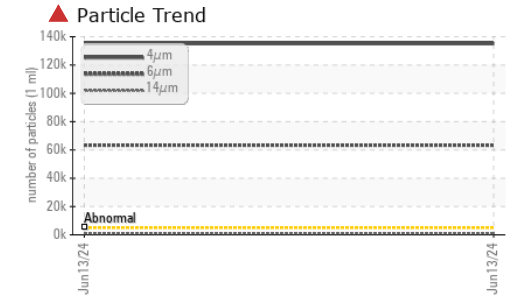
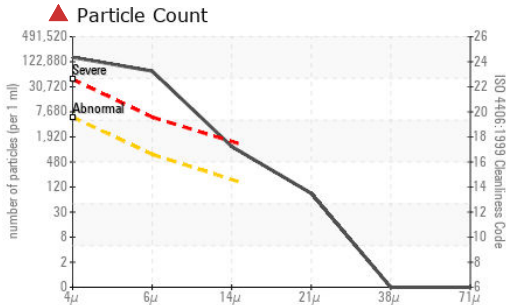
ADDITIVES

	method	limit/base	current	history1	history2
Boron	ppm	ASTM D5185(m)	13	---	---
Barium	ppm	ASTM D5185(m)	0	---	---
Molybdenum	ppm	ASTM D5185(m)	0	---	---
Manganese	ppm	ASTM D5185(m)	4	---	---
Magnesium	ppm	ASTM D5185(m)	2	---	---
Calcium	ppm	ASTM D5185(m)	4	---	---
Phosphorus	ppm	ASTM D5185(m)	66	---	---
Zinc	ppm	ASTM D5185(m)	16	---	---
Sulfur	ppm	ASTM D5185(m)	7092	---	---
Lithium	ppm	ASTM D5185(m)	<1	---	---

CONTAMINANTS

	method	limit/base	current	history1	history2
Silicon	ppm	ASTM D5185(m)	1	---	---
Sodium	ppm	ASTM D5185(m)	1	---	---
Potassium	ppm	ASTM D5185(m) >20	<1	---	---
Water	%	ASTM D6304*	0.001	---	---
ppm Water	ppm	ASTM D6304*	13	---	---

OIL ANALYSIS REPORT



FLUID CLEANLINESS	method	limit/base	current	history1	history2
Particles >4µm	ASTM D7647	>5000	▲ 135117	---	---
Particles >6µm	ASTM D7647	>640	▲ 63327	---	---
Particles >14µm	ASTM D7647	>160	▲ 993	---	---
Particles >21µm	ASTM D7647	>40	● 75	---	---
Particles >38µm	ASTM D7647	>10	0	---	---
Particles >71µm	ASTM D7647	>3	0	---	---
Oil Cleanliness	ISO 4406 (c)	>19/16/14	▲ 24/23/17	---	---

FLUID DEGRADATION	method	limit/base	current	history1	history2
Acid Number (AN)	mg KOH/g	ASTM D974*	0.24	---	---

VISUAL	method	limit/base	current	history1	history2
White Metal	scalar	Visual*	NONE	VLITE	---
Yellow Metal	scalar	Visual*	NONE	NONE	---
Precipitate	scalar	Visual*	NONE	NONE	---
Silt	scalar	Visual*	NONE	NONE	---
Debris	scalar	Visual*	NONE	NONE	---
Sand/Dirt	scalar	Visual*	NONE	NONE	---
Appearance	scalar	Visual*	NORML	NORML	---
Odor	scalar	Visual*	NORML	NORML	---
Emulsified Water	scalar	Visual*	NEG	---	---
Free Water	scalar	Visual*	NEG	---	---

FLUID PROPERTIES	method	limit/base	current	history1	history2
Visc @ 40°C	cSt	ASTM D7279(m)	26.7	---	---
Visc @ 100°C	cSt	ASTM D7279(m)	5.1	---	---
Viscosity Index (VI)	Scale	ASTM D2270*	120	---	---

SAMPLE IMAGES	method	limit/base	current	history1	history2
Color				no image	no image
Bottom				no image	no image



Laboratory : WearCheck - C8-1175 Appleby Line, Burlington, ON L7L 5H9
Sample No. : E30002437
Lab Number : 02643420
Unique Number : 5800959
Test Package : IND 2 (Additional Tests: KF, KV100, PrtCount, VI)

Environmental 360 Solutions Ltd.
 640 Victoria Street
 Cobourg, ON
 CA K9A 5H5
 Contact: Tatiana Sorkina
 tsorkina@e360s.ca
 T: (800)263-3939
 F: (905)373-4950

To discuss this sample report, contact Customer Service at 1-905-372-2251.
 Test denoted (*) outside scope of accreditation, (m) method modified, (e) tested at external lab.
 Validity of results and interpretation are based on the sample and information as supplied.